



Operation Stonegarden Grant Program (OPSG) – FY 2023

*Governor's Office of Homeland Security and
Emergency Preparedness (GOHSEP)
as the **State Administrative Agency (SAA)***



Homeland
Security



FY 2023 OPSG Overview

- Disclosure

- The following is intended to be an overview of the *Louisiana specific* application process under FY 2023 OPSG and is for information purposes only. It is not a comprehensive discussion on the FY 2023 OPSG.
- **GOHSEP as the SAA is responsible for all pre-and post-award requirements under FY 2023 OPSG**, as detailed in the Notice of Funding Opportunity (NOFO), Preparedness Grants Manual (PGM), and the award terms and conditions.



Homeland
Security



FY 2023 OPSG Overview

■ Purpose:

- OPSG supports **enhanced cooperation and coordination** among Customs and Border Protection (CBP), US Border Patrol (USBP), and federal, state, local, tribal, and territorial law enforcement agencies to **improve overall border security**.
- OPSG provides funding to support **joint efforts** to secure the US' borders along routes of ingress/egress to and from international borders, to include travel corridors in states bordering Mexico and Canada, as well as states and territories with international water borders.
- SLTT law enforcement agencies utilize their inherent law enforcement authorities to support the border security mission and **do not receive any additional authority** as a result of participation in OPSG.



**Homeland
Security**



FY 2023 OPSG Overview

- Eligibility:

- The **SAA (Louisiana GOHSEP)** is the **only entity eligible to apply** through **Grants.Gov** to FEMA for FY 2023 OPSG funds on behalf of eligible local law enforcement agencies.
- **Eligible local law enforcement will apply directly to the SAA (GOHSEP).**



Homeland
Security



FY 2023 OPSG Overview: Important Information

- Local Law Enforcement (LE) agencies must have a **Unique Entity Identifier (UEI)**, which is obtained through **SAM.gov**. Local LE must only register in SAM.gov to obtain the UEI but are not required to maintain an active registration in SAM.gov.
- Guidance on obtaining a UEI in SAM.gov can be found at GSA UEI Update and SAM.gov Update.

<https://sam.gov/content/home>



Homeland
Security



FY 2023 OPSG Funding Priorities

Priority Areas	Core Capabilities	Lifelines	Example Project Types
National Priorities			
Enhancing information and intelligence sharing and analysis, and cooperation with federal agencies, including DHS	<ul style="list-style-type: none"> Intelligence and information sharing 	<ul style="list-style-type: none"> Safety and Security 	<ul style="list-style-type: none"> Participation in the DHS/ICE 287(g) training program Information sharing with all DHS components; fusion centers; other operational, investigative, and analytic entities; and other federal law enforcement and intelligence entities Cooperation with DHS officials and other entities designated by DHS in intelligence, threat recognition, assessment, analysis, and mitigation Identification, assessment, and reporting of threats of violence Joint intelligence analysis training and planning with DHS officials and other entities designated by DHS

- Each OPSG applicant is **required** to **clearly articulate and identify** how the Concept of Operations addresses the national priority identified above.



**Homeland
Security**



FY 2023 OPSG Performance Measures

- Number of contacts that occurred as a result of OPSG deployments
 - **Number of arrests** that resulted from OPSG contacts
 - **Value of drug seizures** that resulted from OPSG contacts



Homeland
Security



FY 2023 OPSG Application Review Process

- Applications will be reviewed by the **SAA** and **USBP Sector Headquarters** for completeness and adherence to programmatic guidelines and evaluated for anticipated **feasibility, need, and impact** of the Operations Orders.
 - For more information on Operations Orders and other [requirements of OPSG, see the Preparedness Grants Manual.](#)



Homeland
Security



FY 2023 OPSG Application Review Process

- DHS/FEMA will verify **compliance** with all administrative and eligibility criteria identified in the NOFO and required submission of Operations Orders and Inventory of Operations Orders by the established due dates.
- DHS/FEMA and USBP will use the results of both the risk analysis and the federal review by DHS/FEMA to **make recommendations** for funding to the Secretary of Homeland Security.



Homeland
Security



FY 2023 OPSG Application Review Process

- Funds will be allocated among the eligible jurisdictions **based on risk-based prioritization** using the OPSG Risk Assessment described before.
- Final funding allocations are determined by the **Secretary of Homeland Security**, who may consider information and input from various law enforcement offices or subject-matter experts within the Department.
 - Factors considered include, but are not limited to **threat, vulnerability, miles of the border, and other border-specific law enforcement intelligence**, as well as the feasibility of FY 2023 Operations Orders to designated localities within border states and territories.



**Homeland
Security**



FY 2023 OPSG Application Review Process

Local Law Enforcement

- Create account in GOHSEPGrants.la.gov.
- Coordinates project with CBP to complete the Operations Order and Budget Template.

CBP

- Work with the Local LE to complete the Operations Order and Budget Template.
- Assign Op Order Number

Local Law Enforcement

- Submits PDF Version of the Operations Order via GOHSEPGrants.la.gov

SAA (GOHSEP)

- Reviews Local Law Enforcement Application and related attachments for completeness.
- Submits all complete Local Law Enforcement Applications to DHS/FEMA.



Homeland
Security



Authorized Equipment List

<https://www.fema.gov/authorized-equipment-list>

FEMA Grants

Preparedness Grants

Authorized Equipment List

About Preparedness Grants

Assistance to Firefighters Grants Program

Emergency Management Performance Grant

Homeland Security Grant Program

Tribal Homeland Security Grant Program

Emergency Operations Center Grant Program

Intercity Bus Security Grant Program

Intercity Passenger Rail

Authorized Equipment List

The Authorized Equipment List (AEL) is a list of approved equipment types allowed under FEMA's preparedness grant programs. The intended audience of this tool is emergency managers, first responders, and other homeland security professionals. The list consists of 21 equipment categories divided into categories, sub-categories and then individual equipment items. NOTE: There are no commercially available products listed; it only consists of equipment types.

Subscribe to Authorized Equipment List

Download CSV

Search

Search by item number, item title, keyword, or grant program and then click Apply. Search results display below.

Section

- Please select -

- Please select -

Select a primary section, category and sub-category and then click Apply.



Homeland Security



FY 2023 OPSG **Unallowable Costs** *(not all inclusive)*

- **Construction.**
- **Evidence collection, arrest processing, prosecution, and Traffic/DUI checkpoints**, such as evidence documentation cameras, fingerprinting supplies, alcohol breathalyzers, portable work lights, traffic barricades, and similar law enforcement expenses.
- **Staffing and general IT computing equipment and hardware**, such as personal computers, faxes, copy machines, modems, etc.
- Hiring full-time or **permanent sworn public safety officers.**
- **Supplant** inherent routine patrols and law enforcement operations or activities not directly related to providing enhanced coordination between local and federal law enforcement agencies.
- **Exercise** expenses.



**Homeland
Security**



FY 2023 OPSG Application Deadline for Subrecipient

- The due date established for the FY 2023 OPSG applicants to upload and submit their complete application package to GOHSEP, as we are the SAA, is **Friday, May 5, 2023 by 4:00 pm.**
- Applications **MUST** be submitted directly to the SAA using the **GOHSEPGrants.la.gov** website.
- FY 2023 OPSG Subrecipient Project Period:
 - **September 1, 2023 – February 28, 2026**



Homeland
Security



Resources

- FY 2023 OPSG link for grant related documents: NOFO, Fact Sheet, Frequently Asked Questions, and Key Changes:
<https://www.fema.gov/grants/preparedness/homeland-security>
- FEMA Preparedness Grants Manual:
<https://www.fema.gov/grants/preparedness/manual>




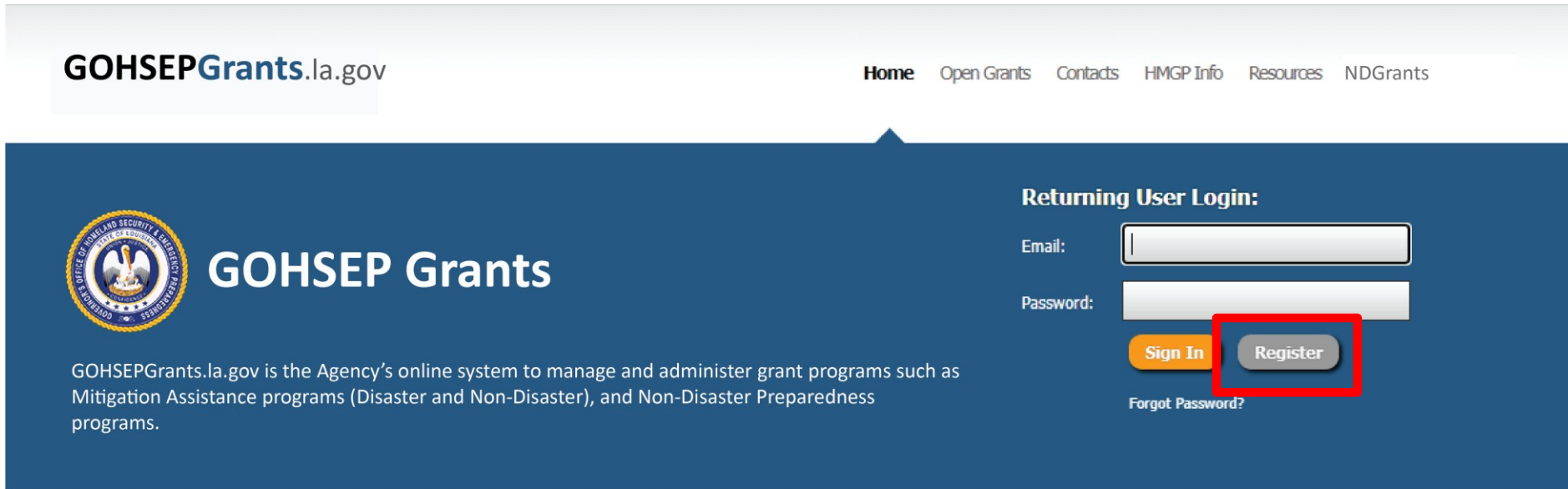
Homeland
Security




GOHSEPGrants.la.gov Account/User Creation

Creating An Organization & User

1. Click on the **“Register”** button  located on the Home Screen next to the **“Sign In”** button.



GOHSEPGrats.la.gov Home Open Grants Contacts HMGP Info Resources NDGrants

 **GOHSEP Grants**

GOHSEPGrats.la.gov is the Agency’s online system to manage and administer grant programs such as Mitigation Assistance programs (Disaster and Non-Disaster), and Non-Disaster Preparedness programs.

Returning User Login:

Email:

Password:

[Sign In](#) [Register](#)

[Forgot Password?](#)

Registration Page

2. The Register for Access form should appear.
3. For Request Type select **“New User Requesting Access.”**
4. When completing the **“Applicant Organization”** select
5. **“Create New Applicant Organization”**.
6. Complete all required fields (red fields).

Register

- Open Grants
- Contacts
- HMGP Info
- Resources
- GOHSEP Home Page
- News Archive

Register for Access

Name Prefix:

Mayor, Executive, Mr., Mrs., Dr.

First Name:

Middle Name:

Last Name:

Name Suffix:

Title:

Email:

Phone - Business:

Is Direct Line:

Is the number indicated above a direct line to this contact?

Phone - Fax:

Phone - Cell:

Request Type:

Please select your user type:

I am representing Louisiana GOHSEP or FEMA

I am a representative for an Applicant Organization.

Applicant Organization:

If your specific Applicant Organization does not appear on the list, please select "Create New Applicant Organization" and fill in the required fields.

Registration Page Continued

7. Make sure to select all grants that you should have access to. You can use the “Ctrl” button to choose more than one.
8. Make sure to select a position type and that you have entered an email address that was/is not assigned to another individual.
9. Click on the “Register” button to submit for processing.

Applicant Organization:

If your specific Applicant Organization does not appear on the list, please select "Create New Applicant Organization" and fill in the required fields.

Requested Permission Level:

Reason for Requested Access:

Grant Number:

Position:

Assignment Description:

If you don't want this user assigned to all Grants & Projects for the given organization, specify the ones which they should be restricted to.

Account Creation Request Completed

- After submitted, the request automatically goes to Process Services for processing.
- Process Services will process the request within two business days.
- When the request has been processed, an email will be generated from the GOHSEPGGrants.gov system that will contain your username and temporary login credentials.

Dear (Your Name),

You have been added as a user to GOHSEPGGrants.la.gov. You may visit the website and login using the following credentials. Please make sure you set your security questions so you can unlock/reset your account. You can set your questions by clicking on your name in the upper right hand corner, select manage and navigate to security questions.

Username: (your email address)

Password: !h87HQ!s

Louisiana GOHSEP

<https://GOHSEPGGrants.la.gov>

Login

- Now that you have your credentials, enter them into the respective areas. (It might be easier to copy and paste the temporary password.)
- The system will take you to the next screen to setup your security questions.
 - Setting your security questions will allow you to unlock/reset your account going forward.
 - All accounts lock every **90 days** unless the user resets their password.
 - A system email will be sent **10 days** prior to your password expiration.
- Once your security questions are set, the system will then navigate you to set your password.

The screenshot displays the GOHSEP Grants website interface. At the top, the URL 'GOHSEPGGrants.la.gov' is visible, along with navigation links for Home, Open Grants, Contacts, HMGP Info, Resources, and NDGrants. The main header features the GOHSEP Grants logo and a brief description of the system's purpose. A 'Returning User Login' section includes input fields for Email and Password, with 'Sign In' and 'Register' buttons. Below this is a 'Choose Security Questions' section, which instructs users to select 3 different security questions. The form contains three sets of questions, each with a dropdown menu for the question and a text input for the answer. A 'Submit Security Questions' button is located at the bottom of this section. At the bottom of the page, there are links for 'Change Password' and 'Back to Contact Admin'. The main content area shows a 'Summary' sidebar with a 'Manage' section containing links for Basic Information, Profile Picture, Permissions, Assignments, Change Password, Security Questions, Custom Menu, and Received Emails. The 'Change Password' section is active, showing input fields for 'Old Password', 'New Password', and 'Confirm New Password', with a red error message indicating that the password must be at least 8 characters and contain at least one character from uppercase, lowercase, numbers, and special characters.

Home Screen

- Your password should now be set.
- You should now be on your home screen.
- Your home screen will only show the open grants that are assigned to you.

Welcome, Your Name Here ★ [LOGOUT](#) ?

My Home

Quick Start Guides? ▼ Collapse

Welcome to GOHSEPGGrants.la.gov! To view training videos, reference user guides, or submit a support ticket, see the help icon located in the top-right corner of the screen ().

Open Grants ▼ Collapse

Quick Search: 35 results

Program	Grant #	Grant Name	▲ Declared Date
UASI	FY2022	UASI	Jan 1, 2022
NSGP	FY2022	NSGP	Jan 1, 2022
EMPG	FY2022	EMPG	Jan 1, 2022
SHSP	FY2022	SHSP	Jan 1, 2022
OPSG	FY2022	OSG	Jan 1, 2022

My Inbox Summary ▼

- > [Inbox](#) | 0 total
- > [Drafts](#) | 0 total

Resources ▼

- > [Contacts](#)
- > [HMGP Info](#)
- > [Resources](#)
- > [ND Grants](#)
- > [News Archive](#)

GOHSEPGrants.la.gov Account/User Creation

Register

Creating An Organization & User



- Click on the “**Register**” button located on the Home Screen next to the “Sign In” button.

GOHSEPGrants.la.gov

[Home](#) [Open Grants](#) [Resources](#) [Contacts](#) [GOHSEP Home Page](#)



**GOHSEP
Grants**

Returning User Login:

Email:

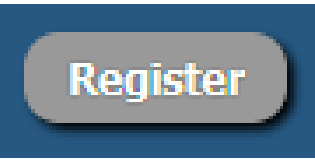
Password:

[Sign In](#)

[Register](#)

[Forgot Password?](#)

GOHSEPGrants.la.gov is the Agency's online system to manage and administer grant programs such as Mitigation Assistance programs (Disaster and Non-Disaster), and Non-Disaster Preparedness programs.



Registration Page



- The **Register for Access** form should appear.

Complete all required fields (**red fields**).

Register for Access

Name Prefix:

Mayor, Executive, Mr., Mrs., Dr.

First Name:

Middle Name:

Last Name:

Name Suffix:

Title:

Email:

Phone - Business:

Is Direct Line:

Is the number indicated above a direct line to this contact?

Phone - Fax:

Phone - Cell:

Request Type:

Register

Registration Page



- For Request Type select **“New User Requesting Access.”**
- When completing the **“Applicant Organization”** select **“Create New Applicant Organization”**. *You may want to check to see if your organization is already listed.*
- select the **“OPSG”** grant.
- Click on the **“Register”** button to submit for processing.

Request Type:

Please select your user type:

I am representing Louisiana GOHSEP or FEMA

I am a representative for an Applicant Organization.

Applicant Organization:

If your specific Applicant Organization does not appear on the list, please select "Create New Applicant Organization" and fill in the required fields.

Requested Permission Level:

Reason for Requested Access:

Grant Number:

Position:

Assignment Description:

If you don't want this user assigned to all Grants & Projects for the given organization, specify the ones which they should be restricted to.

Register

Account Creation Request Completed



After submission, the request goes to GOHSETP OTS staff for processing.

OTS staff should process the request within two business days. When the request has been processed, an email will be generated from the GOHSEPGrants.la.gov system that will contain your username and temporary login credentials. See sample email below:

Dear (Your Name),

You have been added as a user to GOHSEPGrants.la.gov. You may visit the website and login using the following credentials. Please make sure you set your security questions so you can unlock/reset your account. You can set your questions by clicking on your name in the upper right hand corner, select manage and navigate to security questions.

Username: (your email address)

Password: !h87HQ!s

Louisiana GOHSEP

<https://GOHSEPGrants.la.gov>

Sign In


Login


- Now that you have your credentials, enter them into the respective areas. (It might be easier to copy and paste the temporary password.)
- The system will take you to the next screen to setup your security questions.
 - Setting your security questions will allow you to unlock/reset your account going forward.
 - All accounts lock every **90 days** unless the user resets their password.
 - A system email will be sent **10 days** prior to your password expiration.
- Once your security questions are set, the system will then navigate you to set your password.


The screenshot displays the GOHSEP Grants website interface. At the top, the logo and navigation menu are visible. The main content area is divided into two sections: a login form for returning users and a security question setup form. The login form includes fields for email and password, along with 'Sign In' and 'Register' buttons. The security question setup form requires users to select three different questions and provide answers. Below the security question form, there are links for 'Change Password' and 'Back to Contact Admin'. The bottom section of the screenshot shows a user profile management sidebar with options like 'Basic Information', 'Profile Picture', 'Permissions', 'Assignments', 'Change Password', 'Security Questions', 'Custom Menu', and 'Received Emails'. The 'Change Password' section is active, showing fields for 'Old Password', 'New Password', and 'Confirm New Password', with a red error message indicating password requirements: 'Password must be at least 8 characters. Your password must have at least one character in 3 of these categories: Uppercase, Lowercase, Numbers and Special Characters.'




- Your password should now be set.
- You should now be on your home screen.
- Your home screen will only show the open grants that are assigned to you.
- If you do not see your grants, please contact the system administrator or your NDGrants@la.gov for assistance.

My Home

 Quick Start Guides? ▾ Collapse

Welcome to GOHSEPGrants.la.gov! To view training videos, reference user guides, or submit a support ticket, see the help icon located in the top-right corner of the screen ().

 Open Grants ▾ Collapse

Quick Search: 1 results ▾   

There is 1 active filter (Program)

▾ Grant #	Grant Name	Applicant Name	Proj Count
2022-UA...	Nonprofit Security Grant ...	Governors Office Of Homeland Security and Emergency Preparedness (GOHSEP)	2

SAA Point of Contact

Louisiana GOHSEP, (SAA Designee)
Wayne Tedesco
Assistant Deputy Director, Grants and
Administration
(225) 925-7500, Office
ndgrants@la.gov



**Homeland
Security**





GOVERNOR'S OFFICE OF HOMELAND SECURITY

GOHSEP

& EMERGENCY PREPAREDNESS