



# Nonprofit Security Grant Program (NSGP) – FY 2023

*Governor's Office of Homeland Security and  
Emergency Preparedness (GOHSEP)  
as the **State Administrative Agency (SAA)***



**FEMA**



# FY 2023 NSGP Overview

---

- Disclosure

- The following is intended to be an **overview** of the application process under Fiscal Year (FY) 2023 NSGP and is for information purposes only. It is not a comprehensive discussion on the FY 2023 NSGP.
- **GOHSEP serves as the SAA**, and is **responsible for all pre-and post-award** requirements under FY 2023 NSGP, as detailed in the Notice of Funding Opportunity (NOFO), Preparedness Grants Manual (PGM): Program Appendix C, and the grant award terms and conditions.



FEMA



# FY 2023 NSGP Overview

---

- Purpose:

- The FY 2023 NSGP focuses on enhancing the ability of nonprofit organizations to prevent and protect **against terrorist attacks**
- NSGP funds are focused on **security-related activities** and **projects** that will prevent or protect against **potential terrorist attacks** to nonprofit organizations that are **at risk of a terrorist attack**.

- Eligibility:

- As the **SAA, Louisiana GOHSEP** is the **only entity eligible to apply** to FEMA via the Federal Governments systems **Grants.Gov** and **ND Grants**.
- The **SAA applies to FEMA** for FY 2023 NSGP funds **on behalf of** eligible nonprofit organizations.
- **Eligible nonprofits will apply directly to the SAA.**



FEMA



# FY 2023 NSGP Overview

---

- An **eligible** nonprofit organization under the FY 2023 NSGP is:
  - Eligible organizations are registered 501(c)(3) nonprofits or otherwise are organizations as described under 501(c)(3) of the Internal Revenue Code (IRC) **and** tax-exempt under section 501(a) of the IRC.
  - More information on tax-exempt organizations can be found at: <https://www.irs.gov/charities-non-profits/charitable-organizations>.
  - Able to demonstrate, through the application, that the organization is at **high risk of a terrorist or other extremist attack**.



FEMA



# FY 2023 NSGP Overview

---

**Eligible organizations.** *The list below is not exhaustive and only provides examples of potential eligible organizations, all of which must be nonprofits.*



Houses of worship



Senior centers/care facilities



Educational facilities



Community and social service organizations



Medical facilities



Shelters/crisis centers



Camps



Event venues



Museums



Science organizations



FEMA



# FY 2023 NSGP Overview

---

**Entities/Organizations** that are **NOT ELIGIBLE** to apply under NSGP. *The list below is not exhaustive and only provides examples of potential ineligible entities/organizations.*

-  Utility Companies
-  Organizations active in politics/lobbying
-  For-profit hospitals
-  For-profit colleges/universities
-  Volunteer fire departments
-  Governmental entities
-  For-profit venues, stadiums, amusement parks, clubs, etc.
-  For-profit transportation entities
-  Municipal/public schools (elementary, middle, or high schools)
-  Kiwanis, Rotary, Lions Clubs, etc.
-  Homeowner associations, labor unions, etc.



# FY 2023 NSGP Overview: Important Information

---

- Obtain a Unique Entity Identifier (UEI)

<https://sam.gov/content/home>

- Nonprofit organization subapplicants applying for NSGP funding through the SAA **must have a UEI** at the time they receive a subaward.
- Nonprofit organizations must **register in SAM.gov** to obtain the UEI but are ***not required*** to maintain an active registration in SAM.
- Further guidance on obtaining a UEI in SAM.gov can be found at GSA UEI Update and SAM.gov Update.
- Nonprofit subapplicants are also reminded that if they have previously applied for another federal grant, **they should use the same UEI and EIN from those prior applications** to save time.



FEMA



# FY 2023 NSGP Overview: Important Information

---

- Louisiana NSGP funding streams:
  1. NSGP-State (NSGP-S) and
  2. NSGP-Urban Area (NSGP-UA)
    - Applicants must identify and apply for the **proper** funding stream (NSGP-S OR NSGP-UA).
    - This is based on the **physical geographical location/address** of the facility(s) and whether or not it is within the high-risk urban area.
    - Louisiana's NSGP-UA area includes locations within:  
**Region 1: (Jefferson, Orleans, Plaquemines, St. Bernard)**



FEMA





# FY 2023 NSGP Overview: Important Information

---

- Louisiana Allocations:

- 1) NSGP-State (NSGP-S)

- **\$2,850,000 – targeted amount**

- 2) NSGP-Urban Area (NSGP-UA)

- **\$2,850,000 – estimated allocation, not a targeted amount**



**FEMA**



# FY 2023 NSGP Overview: Important Information

---

- Funding Request and Number of Applications Allowed per Entity:
  - Nonprofit organizations may submit up to **three (3) Investment Justifications (IJs)**, which function as an application document, per organization for up to **three (3) unique physical locations/addresses**.
  - Each IJ can request up to **\$150,000 per location** for a total of **\$450,000** across three (3) IJs for three (3) unique physical locations/addresses.
  - The amount of funding requested, and number of submissions, **may not exceed** these limits.



FEMA



# FY 2023 NSGP Overview: Important Information

---

## ■ Bonus Review Points

- **Underserved Communities:** Nonprofit organizations located within an underserved community will have up to **15 points added** to their project review score.
- FEMA will use the Centers for Disease Control and Prevention’s Social Vulnerability Index (SVI) tool to determine each sub-applicant’s social vulnerability ranking. Subapplicants in communities with a “High” SVI ranking will receive **10 additional points**, and subapplicants in communities with a “Very High” SVI ranking will receive **15 additional points**.

## ■ New Recipients

- Nonprofit organizations that have not previously received NSGP funding will have **15 points** added to their project score.



FEMA



# FY 2023 NSGP Overview:

## *Allowable Project/Activity Examples*



### ■ Management and Administration (M&A)

Nonprofit organizations that receive a subaward under this program may use and expend 5% of their subaward.

- **Example:** Subaward amount is \$150,000. The organization may use up to \$7,500 (5%) of the \$150,000 towards M&A cost.
- M&A costs include the following categories of activities:
  - Hiring of full-time or part-time staff or contractors/consultants responsible for activities relating to the management and administration of NSGP funds.
  - Hiring of contractors/consultants, and
  - Meeting-related expenses directly related to M&A of NSGP funds.



**FEMA**



# FY 2023 NSGP Overview:

## *Allowable Project/Activity Examples*



### ■ Planning

Funding may be used for security or emergency planning expenses and the materials required to conduct planning activities.

- Must be related to the protection of the facility and the people within the facility.
- Planning efforts can also include conducting risk and resilience assessments on increasingly connected cyber and physical systems.
- Development and enhancement of security plans and protocols.



**FEMA**



# FY 2023 NSGP Overview:

## *Allowable Project/Activity Examples*



### ■ Exercises

Funding may be used to conduct security-related exercises.

- Costs related to **planning, meeting space and other meeting costs, facilitation costs, materials and supplies, and documentation.**
- Exercises afford organizations the opportunity to **validate plans and procedures, evaluate capabilities, and assess progress toward meeting capability targets** in a controlled, low risk setting.



**FEMA**



# FY 2023 NSGP Overview:

## *Allowable Project/Activity Examples*



- Maintenance and Sustainment
  - NSGP allows for **maintenance contracts, warranties, repair or replacement costs, upgrades, and user fees**
  
- Construction and Renovation
  - NSGP funds **may not be used for construction and renovation projects without **prior written approval**** from the SAA/FEMA.
  - In some cases, the **installation of equipment may constitute construction and/or renovation.**



FEMA



# FY 2023 NSGP Overview:

## *Allowable Project/Activity Examples*



### ■ Training

NSGP funds may be used for the following training-related costs:

- Employed or volunteer security staff to attend **security-related training** within the United States.
- Employed or volunteer staff to attend **security-related training** within the United States with the **intent of training other employees or members/congregants**. (Train-to-Trainer)
- Nonprofit organization's employees, or members/congregants to receive on-site security training.
- Limited to attendance fees for training and related expenses, such as materials, supplies, and/or equipment.
- Overtime, backfill, and travel expenses are not allowable costs.



**FEMA**





# FY 2023 NSGP Overview:

## *Allowable Project/Activity Examples*



### ■ Contracted Security Personnel

Contracted security personnel are allowed under this program only as described in the **NOFO and PGM and comply with guidance set forth in IB 421b and IB 441.**

- NSGP funds may not be used to purchase equipment for contracted security.
- The subrecipient must be able to sustain this capability in future years without NSGP funding, and a sustainment plan is required.
- Subrecipients **may not use more than 50% of their award** to pay for personnel activities unless a **waiver is approved** by the SAA/FEMA.



**FEMA**



# FY 2023 NSGP Overview:

## *Allowable Project/Activity Examples*



### ■ Equipment

Allowable costs are focused on **facility hardening and physical security enhancements**.

- Funding can be used for the acquisition and installation of security equipment on real property (including buildings and improvements) owned or leased by the nonprofit organization, specifically in **prevention of and/or protection** against the risk of **a terrorist or other extremist attack**.
- This equipment is limited to select items on the [Authorized Equipment List \(AEL\)](#).



FEMA



# FY 2023 NSGP Overview:

## *Allowable Project/Activity Examples*



- 03OE-03-MEGA System, Public Address, Handheld or Mobile
- 04AP-05-CRED System, Credentialing
- 04AP-09-ALRT Systems, Public Notification and Warning
- 04AP-11-SAAS Applications, Software as a Service
- 05AU-00-TOKN System, Remote Authentication
- 05EN-00-ECRP Software, Encryption
- 05HS-00-MALW Software, Malware/Anti-Virus Protection
- 05HS-00-PFWL System, Personal Firewall
- 05NP-00-FWAL Firewall, Network
- 05NP-00-IDPS System, Intrusion Detection/Prevention
- 06CP-01-PORT Radio, Portable
- 06CC-02-PAGE Services/Systems, Paging
- 06CP-03-ICOM Intercom
- 06CP-03-PRAC Accessories, Portable Radio
- 10GE-00-GENR Generators
- 13IT-00-ALRT System, Alert/Notification
- 14CI-00-COOP System, Information Technology Contingency Operations
- 14EX-00-BCAN Receptacles, Trash, Blast-Resistant
- 14EX-00-BSIR Systems, Building, Blast/Shock/Impact Resistant
- 14SW-01-ALRM Systems/Sensors, Alarm
- 14SW-01-DOOR Doors and Gates, Impact Resistant
- 14SW-01-LITE Lighting, Area, Fixed
- 14SW-01-PACS System, Physical Access Control
- 14SW-01-SIDP Systems, Personnel Identification
- 14SW-01-SIDV Systems, Vehicle Identification
- 14SW-01-SNSR Sensors/Alarms, System and Infrastructure Monitoring, Standalone
- 14SW-01-VIDA Systems, Video Assessment, Security
- 14SW-01-WALL Barriers: Fences; Jersey Walls
- 15SC-00-PPSS Systems, Personnel/Package Screening
- 21GN-00-INST Installation
- 21GN-00-TRNG Training and Awareness



**FEMA**



# FY 2023 NSGP Overview: *Summary of Allowable Project/Activity Examples*



- Contract security guards/personnel
- Planning (safety/security/evacuation)
- Training (active assailant/first aid/awareness)
- Cybersecurity/technology (supports infrastructure protection projects)
- Security cameras/CCTV
- Fences/bollards/barriers
- Security enhanced doors/windows/locks
- Warning and notification systems
- Access control systems/alarms
- Exercises (active shooter/assailant /bomb threat)
- Security screening equipment
- Blast proof/resistant windows/doors
- Security monitoring services (POP)
- Grant Management and Administration (M&A) (up to 5% of grant award)



**FEMA**



# FY 2023 NSGP Overview:

## *Unallowable Project Examples*



- Organizational operating costs
- Direct hiring of public safety personnel
- General-use expenditures
- Duplicative grant funded projects/activates
- Development of risk or vulnerability assessments
- License Plate Reader (LPR) systems
- Facial recognition software
- Knox Boxes
- Fire suppression/sprinkler systems/extinguishers
- Guns/weapons or weapons training
- Landscaping /grounds maintenance
- Studies or technology development/prototyping
- Proof-of-concept or test-bed initiatives
- Sexual Predator Screening Database
- Organizational salaries
- Debris removal
- Air purification systems/HVAC
- Self defense training/tasers/pepper spray



**FEMA**

*\*Pre-award costs may be permitted but only with written approval by FEMA, and only if also included in the application; please refer to the NOFO for more information*



# Authorized Equipment List:

<https://www.fema.gov/grants/tools/authorized-equipment-list>

## Looking for an item:

- Type in the AEL category number or generic name.

*Example:  
14SW-01-DOOR  
Doors and Gates,  
Impact Resistant*

The screenshot shows the FEMA website's navigation bar with the FEMA logo and search options. Below the navigation bar is a dark blue menu with categories: Disasters & Assistance, Grants, Floods & Maps, Emergency Management, About, and Work With Us. The 'Grants' menu is expanded, showing a list of tools including 'Authorized Equipment List', 'Benefit-Cost Analysis', 'Environmental & Historic Preservation Guidance', 'FEMA Grants Outcomes (FEMA GO)', 'Grants Management Technical Assistance', 'Non-Disaster Grants Management System', 'FEMA Gr...', and 'Policy & Guidance'. A red arrow points from the 'Authorized Equipment List' link to the main content area. The main content area is titled 'Authorized Equipment List' and contains a description of the AEL, a 'Subscribe to Authorized Equipment List' button, a 'Download CSV' button, a search box with the text '14SW-01-DOOR' and instructions to search by item number, title, keyword, or grant program, and a dropdown menu for selecting a section.

# Authorized Equipment List:

<https://www.fema.gov/grants/tools/authorized-equipment-list>

Disasters & Assistance ▾ Grants ▾ Floods & Maps ▾ Emergency Management ▾ About ▾ Work With Us ▾

## 14SW-01-DOOR – Doors and Gates, Impact Resistant

### Description:

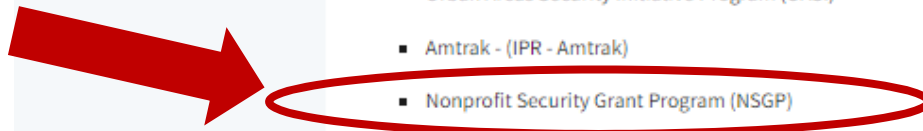
Reinforced doors and gates with increased resistance to external impact for increased physical security.

### Grant Notes:

Grantees should leverage private assets where appropriate when implementing security enhancements at privately-owned critical infrastructure facilities.

### FEMA Related Grant Programs:

- Emergency Management Performance Grants (EMPG)
- Intercity Bus Security Grant Program (IBSGP)
- Port Security Grant Program (PSGP)
- State Homeland Security Program (SHSP)
- Tribal Homeland Security Grant Program (THSGP)
- Transit Security Grant Program (TSGP)
- Urban Areas Security Initiative Program (UASI)
- Amtrak - (IPR - Amtrak)
- Nonprofit Security Grant Program (NSGP)



# What does a complete NSGP organization application package include?

---

1. **Mission Statement**
2. **Vulnerability Assessment** specific to the facility being applied for;
3. **Investment Justification (IJ);**
4. **Supporting documentation** that substantiates threat. This is not a mandatory requirement, however does assist in validating threats as applicable and enhances the IJ.

If any of the above documents are missing, **the application is incomplete** and the **SAA should not review nor recommend the application for Federal Review.**







**FEMA**





# What does a complete NSGP organization application package include?

Reviewed by SAA <u>ONLY</u>	Reviewed by SAA <u>and</u> FEMA
<p>Materials required and/or requested by the SAA to validate the information in the IJ. The materials are <u>not</u> provided to FEMA reviewers and are <u>not</u> part of the federal scoring process.</p>	<p>The IJ is the only document reviewed and scored by FEMA.</p>
<p> <b>Mission Statement:</b> Used to validate information in the IJ and to categorize the facility (ideology-based, education, medical, and other)</p> <p> <b>Completed Vulnerability Assessment:</b> Foundation of the IJ content. Addresses vulnerabilities in context of the threats and consequences of potential events at a facility/site. Proposed equipment, projects, and activities should directly link to mitigating specific vulnerabilities.</p> <p> <b>Supporting Documentation, if applicable:</b> Materials to help validate/support content of vulnerability assessment and investment justification, such as police or insurance reports. <i>Reach out to your SAA to better understand any state level requirements, processes, templates, timelines, etc.</i></p>	<p> <b>Completed Investment Justification (IJ):</b> Outlines the investment and relevant projects. Includes summaries of information provided in mission statements, VAs, etc. Requires a budget narrative and breakdown, timeline, and project plan. Is the only document reviewed by FEMA (<u>no attachments or supplements will be reviewed</u>).</p>



FEMA



# FY 2023 NSGP Application Documents for Subrecipient

---

## 1) Mission Statement

Mission Statement and any mission-implementing policies or practices that may elevate the organization's risk

- Should be on **official letterhead**, if available.
- Provides the “**Who, What, and Why**” of the organization
- No official format
- Used to **validate** the information in the **Investment Justification**.
- **Validates** the ‘**organization type**’ selected in the IJ.
  - 1) Ideology-based/Spiritual/Religious;
  - 2) Educational;
  - 3) Medical; or
  - 4) Other.



FEMA



# FY 2023 NSGP Application Documents for Subrecipient

- 2) Vulnerability Assessment specific to the location/facility in IJ
  - o Each vulnerability assessment must be **no older than 24 months** and must include any changes from previous NSGP funded activity/projects.
  - o SAA **requires** the use of the [CISA self assessment tool](https://www.cisa.gov/houses-of-worship) to be completed and submitted as part of the complete application


## Self-Assessment Tool <https://www.cisa.gov/houses-of-worship>

An **easy to use, interactive, security-focused self-assessment** tool that assists stakeholders in understanding potential risks and identifying corresponding risk mitigation solutions.


QUESTION	VERY LOW	LOW	MEDIUM	HIGH	VERY HIGH
3. Does the house of worship have a security manager or committee to make security management decisions?	The house of worship does not have a security manager or committee.	The house of worship has a security manager or committee, but security management activities are sporadic.	The house of worship has a security manager or committee. Security management activities are regularly scheduled, but not coordinated with other critical, time, departments, or groups (i.e., special events planning, education).	The house of worship has a security manager or committee. Security management activities are regularly scheduled and coordinated with other operations, donor groups, and groups, but additional personnel are needed to support the facility's security mission.	The house of worship has a security manager or committee. Security management activities are regularly scheduled and coordinated with other operations, donor groups, and groups, and additional personnel are needed to support the facility's security mission.
	<input type="radio"/> Very Low	<input type="radio"/> Low	<input type="radio"/> Medium	<input type="radio"/> High	<input type="radio"/> Very High

[cisa.gov/houses-of-worship](https://www.cisa.gov/houses-of-worship)


Results of the assessment can **assist organizations in improving security and managing identified risks** through the ability to:



**Prioritize** potential security measures



**Review best practices** and available resources



**Develop investment justifications** for internal budgeting processes or external grant requests

## FY 2023 NSGP Application Documents for Subrecipient

---

### 3) Investment Justification (IJ)...the below is not all inclusive

- Includes the organization's **risks, vulnerabilities, and the proposed projects** that are intended to address or mitigate the identified risks and vulnerabilities.
- Proposed projects must be for the locations that the nonprofit **occupies at the time of application.**
- Demonstrate the ability to provide **enhancements** consistent with the purpose of the program and guidance provided by DHS/FEMA;



**FEMA**



# FY 2023 NSGP Overview: Important Information

---

- Be both **feasible and effective** at reducing the risks for which the project was designed;
- Be able to be **fully completed** within the three-year period of performance; and
- Be consistent with all **applicable requirements** outlined in the **funding notice and the Preparedness Grants Manual**.
- Is submitted by applicants in the required **PDF fillable form**.



FEMA



# FY 2023 NSGP Overview: Important Information

---

- Establish the **project timeline and milestones** for completion of proposed investments and **identifies key individuals** that will be involved in implementing and administering the award.
- **One site and one address** per Investment Justification (IJ).
- Must **fully answer** each question in all the sections of the Investment Justification(s).
- Should summarize the most **critically** important, impactful, and salient information.
- **Download** the IJ to your computer to complete:  
[FY 2023 NSGP Investment Justification](#)



FEMA



## FY 2023 NSGP Application Documents for Subrecipient

---

- 4) Supporting documentation related to actual incidents that have occurred at the location/facility, if applicable.
  - If applicable, proof of actual incidents that have occurred or threats made at or towards the location or facility; this includes items such as police reports, insurance reports or photographs (include a brief description of the items you are submitting in your IJ).



**FEMA**



# FY 2023 NSGP Application Documents for Subrecipient

---

Ways that a nonprofit organization can demonstrate that it is at a high risk of a terrorist attack include but are not limited to:

- Describe any **incidents** that have occurred at the facility.
- Describe any **threats** (e.g., verbal threats, vandalization) made against the organization.
- Describe **current events** with specific attention to incidents impacting organizations that have been targeted due to a similar mission, belief, or ideology.
- Contact organizations/agencies that can provide information on the **current threat environment**, such as local law enforcement agencies, local emergency management offices, Federal Bureau of Investigation Field Offices, or Regional Protective Security Advisors. To reach a Protective Security Advisor, email [Central@cisa.gov](mailto:Central@cisa.gov).



FEMA





# FY 2023 NSGP Application Deadline for Subrecipient

---

- Nonprofit Organizations Requirements:
  - IJ Project Period: **September 1, 2023 – February 28, 2026**
  - Application Due date: **Friday, April 28, 2023 by 4:00 pm.**
  - Application **MUST** be submitted using [GOHSEPGrants.la.gov](https://GOHSEPGrants.la.gov).
- At a minimum, submit the following **three (3) documents, but no more than (4)** via [GOHSEPGrants.la.gov](https://GOHSEPGrants.la.gov):
  - 1. Mission Statement**
  - 2. Vulnerability/Risk Assessment**
  - 3. Investment Justification (IJ)**
  - 4. Supporting Documents, only if applicable**



**FEMA**



# How are applications reviewed?

---



- Two-phased State Administrative Agency (SAA) and Federal Review
- Results of which inform the final funding decisions made by the Secretary of Homeland Security



FEMA




# FY 2023 NSGP Review, Score & Prioritize Process

---

- The SAA (GOHSEP) will
  - **Convene** Scoring Panel
  - **Ensure** proposed IJs are **allowable**.
  - **Score complete applications** using the FY 2023 NSGP Investment Justification Scoring Worksheet.
  - **Prioritize** all scored applications based on:
    - Need: The relative need for the nonprofit organization compared to the other applicants; and
    - Impact: The feasibility of the proposed project and how effectively the proposed project addresses the identified need.
  - **Complete** the FY 2023 Prioritization of Investment Justifications form provided by FEMA.
  - **Submit** to FEMA by Federal grant **deadline of May 18, 2023**.



**FEMA**



## Resource Links

---

- DHS FY 2023 NSGP link to access grant related documents: NOFO, Fact Sheet, Frequently Asked Questions, and Key Changes:  
<https://www.fema.gov/grants/preparedness/nonprofit-security>
- FEMA Preparedness Grants Manual:  
<https://www.fema.gov/grants/preparedness/manual>
- SAA (GOHSEP) link to access Louisiana Specific FY 2023 NSGP Information:  
[Resources - GOHSEPGrants.la.gov](https://Resources-GOHSEPGrants.la.gov)



FEMA



# CISA Resources

## Mitigating Attacks on Houses of Worship Security Guide

A robust **security framework** that can be tailored to houses of worship of all sizes and denominations. [cisa.gov/faith-based-organizations-houses-worship](https://www.cisa.gov/faith-based-organizations-houses-worship)

## Houses of Worship Self-Assessment Tool

An **easy to use, interactive** tool that assists stakeholders in understanding potential risks and identifying corresponding risk mitigation solutions. [cisa.gov/houses-of-worship](https://www.cisa.gov/houses-of-worship)

## CISA Protective Security Advisors

Security experts who provide on-site **vulnerability assessments**, can help with security plans and local resources. [cisa.gov/cisa-regions](https://www.cisa.gov/cisa-regions) or [central@cisa.dhs.gov](mailto:central@cisa.dhs.gov)



FEMA

## Web pages dedicated to enhancing security

- [cisa.gov/securing-public-gatherings](https://www.cisa.gov/securing-public-gatherings)
- [cisa.gov/active-shooter-preparedness](https://www.cisa.gov/active-shooter-preparedness)
- [cisa.gov/active-shooter-emergency-action-plan-trailer-and-video](https://www.cisa.gov/active-shooter-emergency-action-plan-trailer-and-video)
- [cisa.gov/power-hello](https://www.cisa.gov/power-hello)
- [cisa.gov/de-escalation-series](https://www.cisa.gov/de-escalation-series)
- [cisa.gov/vehicle-ramming-attack-mitigation](https://www.cisa.gov/vehicle-ramming-attack-mitigation)
- [cisa.gov/school-safety-and-security](https://www.cisa.gov/school-safety-and-security)
- [cisa.gov/cisa-tabletop-exercises-packages](https://www.cisa.gov/cisa-tabletop-exercises-packages)



# SAA Point of Contact

---

**Louisiana GOHSEP, (SAA Designee)**

**Wayne Tedesco**

Assistant Deputy Director, Grants and  
Administration

(225) 925-7500, Office

[ndgrants@la.gov](mailto:ndgrants@la.gov)



**FEMA**





# [GOHSEPGrants.la.gov](http://GOHSEPGrants.la.gov) Account/User Creation

Register

# Creating An Organization & User



- Click on the “**Register**” button located on the Home Screen next to the “Sign In” button.

GOHSEPGrants.la.gov

[Home](#) [Open Grants](#) [Resources](#) [Contacts](#) [GOHSEP Home Page](#)



**GOHSEP  
Grants**

GOHSEPGrants.la.gov is the Agency's online system to manage and administer grant programs such as Mitigation Assistance programs (Disaster and Non-Disaster), and Non-Disaster Preparedness programs.

**Returning User Login:**

Email:

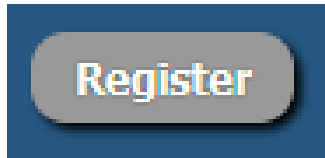
Password:

[Sign In](#)

[Register](#)

[Forgot Password?](#)





# Registration Page



- The **Register for Access** form should appear.
- Complete all required fields (**red fields**).
- For Request Type select **“New User Requesting Access.”**

## Register for Access

Name Prefix:   
Mayor, Executive, Mr., Mrs., Dr.

First Name:

Middle Name:

Last Name:

Name Suffix:

Title:

Email:

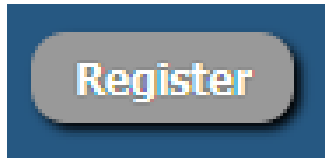
Phone - Business:

Is Direct Line:    
Is the number indicated above a direct line to this contact?

Phone - Fax:

Phone - Cell:

Request Type:



# Account Creation Request Completed



## Existing Users

- When you click the Register for Access form should appear.
- For Request Type select **“Existing User Requesting Additional Access.”**
- When completing the **“Applicant Organization”** select your entity from the drop down list. Your request will then be routed to the approving authority of your organization.

### Register for Access

Name Prefix:   
Mayor, Executive, Mr., Mrs., Dr.

First Name:

Middle Name:

Last Name:

Name Suffix:

Title:

Email:

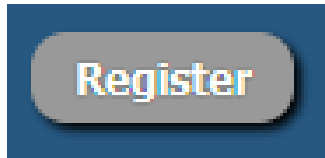
Phone - Business:

Is Direct Line:  Is the number indicated above a direct line to this contact?

Phone - Fax:

Phone - Cell:

Request Type:



# Registration Page



- When completing the **“Applicant Organization”** select **“Create New Applicant Organization”**. *You may want to check to see if your organization is already listed.*

Applicant Organization:

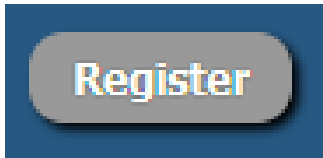
Requested Permission Level:

Reason for Requested Access:

Grant Number:

Position:

- Select One
- Create New Applicant Organization**
- Abbeville General Hospital (Vermilion Parish)
- Acadia Parish (Acadia Parish)
- Allen Parish (Allen Parish)
- Allen Parish Sheriff's Office (Allen Parish)
- Arcadis US (Statewide Parish)
- Ascension Parish (Ascension Parish)
- Assumption Parish (Assumption Parish)
- Avoyelles Parish (Avoyelles Parish)
- Baby Bear Head Start Center (St. Mary Parish)
- Baton Rouge Community College (East Baton Rouge Parish)
- Beauregard Parish Police Jury (Beauregard Parish)
- Beauregard Parish Sheriff's Office (Beauregard Parish)
- Bethel United Methodist Church (East Baton Rouge Parish)
- Bienville Parish (Bienville Parish)
- Bossier Parish (Bossier Parish)
- Brighter Horizon of Baton Rouge (East Baton Rouge Parish)
- Caddo Parish (Caddo Parish)
- Calcasieu Parish (Calcasieu Parish)



# Registration

- If organization not already listed, complete all required information.

Applicant Name:

Parish:

Classification:

Is your organization a County?

Is your organization a State Agency?

Is your organization a Private Non-Profit (PNP)?

FIPS:

FEIN:

Unique Entity Identifier (UEI):

LAGov Vendor Number:

## Physical Address

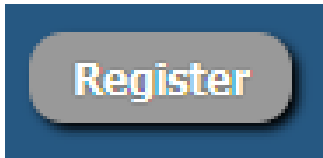
Address Line 1:

Address Line 2:

City:

State:

Zip Code:



# Registration Page

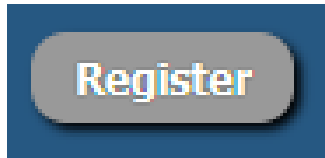
- Choose your “PNP classification”.

A dropdown menu with a scrollable list of PNP classification options. The top option is "Select One". The list includes: Municipality, State Agency, Parish, Non-Critical PNP, Sheriff's Office, Critical PNP, Public Schools K-12, PNP Electric Cooperative, Indian Tribe, Other, Fire District, Hospital District, Justice, PNP Schools K-12, PNP Hospital, PNP Water, Other PNP, Public Schools Higher Ed, PNP Schools Higher Ed, and PNP Fire. A mouse cursor is pointing at the "Municipality" option.

Registration form fields:

- Applicant Name:
- Parish:
- Classification:
- Is your organization a County?:
- Is your organization a State Agency?:
- Is your organization a Private Non-Profit (PNP)?:
- FIPS:
- FEIN:
- Unique Entity Identifier (UEI):
- LAGov Vendor Number:
- Physical Address**
- Address Line 1:
- Address Line 2:
- City:
- State:
- Zip Code:

- Add your “UEI, if known”.



# Registration Page



- Select your Requested **“Permission Level”**.
- **Full Access-User** can submit requests and other functions that applicant’s have access to.
- **Read Only-User** can only read the items that applicant users have access to.

Request Type:

Please select your user type:  I am representing Louisiana GOHSEP or FEMA  I am a representative for an Applicant Organization.

Applicant Organization:

If your specific Applicant Organization does not appear on the list, please select "Create New Applicant Organization" and fill in the required fields.

Requested Permission Level:

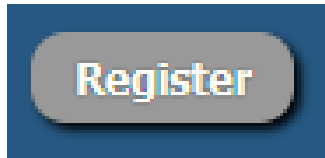
Reason for Requested Access:

Grant Number:

Position:

Assignment Description:

If you don't want this user assigned to all Grants & Projects for the given organization, specify the ones which they should be restricted to.



# Registration Page



- Select the "NSGP" grant.

Request Type:

Please select your user type:  I am representing Louisiana GOHSEP or FEMA  I am a representative for an Applicant Organization.

Applicant Organization:   
If your specific Applicant Organization does not appear on the list, please select "Create New Applicant Organization" and fill in the required fields.

Requested Permission Level:

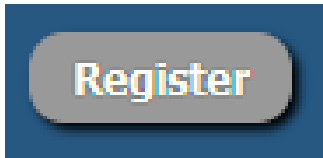
Reason for Requested Access:

Grant Number: 

- NSGP 2022-UA-00041-S01 - Nonprofit Security Grant Program ( Sep 1, 2022)
- OPSG
- EMW-2022-SS-00042-S01 - Operation Stonegarden ( Sep 1, 2022)
- PDM

Position:

Assignment Description:   
If you don't want this user assigned to all Grants & Projects for the given organization, specify the ones which they should be restricted to.



# Registration Page



- Select a **position type** and that you have entered an email address that was/is not assigned to another individual.
- **(2) Mandatory Position Types** must be assigned:
  - 1. Authorized Agent**
  - 2. Primary Agent**
  3. Alternate Agent
- Finally, click on the **“Register”** button to submit for processing.

Request Type:

Please select your user type:  I am representing Louisiana GOHSEP or FEMA  I am a representative for an Applicant Organization.

Applicant Organization:

If your specific Applicant Organization does not appear on the list, please select "Create New Applicant Organization" and fill in the required fields.

Requested Permission Level:

Reason for Requested Access:

Grant Number:

Position:

Assignment Description:

If you don't want this user assigned to all G restricted to.

Select One

- Alternate Agent
- Applicant Partner
- Authorized Agent
- Chief Administrative Officer
- Contractor
- Employee
- Environmental-Historical Agent
- Finance Officer
- Financial Agent
- Insurance Agent
- Primary Agent



Register

# Account Creation Request Completed



## New Users

- After submission, the request goes to GOHSETP OTS staff for processing.
- OTS staff should process the request within two business days.
- When the request has been processed, an email will be generated from the GOHSEPGrants.la.gov system that will contain your username and temporary login credentials.
- See sample email below:

Dear (Your Name),

You have been added as a user to [GOHSEPGrants.la.gov](https://GOHSEPGrants.la.gov). You may visit the website and login using the following credentials. Please make sure you set your security questions so you can unlock/reset your account. You can set your questions by clicking on your name in the upper right hand corner, select manage and navigate to security questions.

Username: (your email address)

Password: !h87HQ!s

---

Louisiana GOHSEP

<https://GOHSEPGrants.la.gov>

A blue rectangular button with rounded corners containing the word "Register" in white text.

## Account Creation Request Completed



### Existing Users

- After submitted, the request automatically goes to GOHSEP' OTS Staff for processing.
- OTS Staff will process the request within two business days.
- When the request has been processed, the assignment for the grant will be added to your existing user account.

Sign In

# Login

- Now that you have your credentials, enter them into the respective areas.
- The system will take you to the next screen to setup your security questions.
  - Setting your security questions will allow you to unlock/reset your account going forward.
  - All accounts lock every **90 days** unless the user resets their password.
  - A system email will be sent **10 days** prior to your password expiration.
- Once your security questions are set, the system will then navigate you to set your password.

The screenshot displays the GOHSEP Grants website interface. At the top, the URL 'GOHSEPGrants.la.gov' is visible, along with navigation links for Home, Open Grants, Contacts, HMGP Info, Resources, and NDGrants. The main header features the GOHSEP logo and the text 'GOHSEP Grants'. Below this, a section for 'Returning User Login' includes input fields for Email and Password, and buttons for 'Sign In' and 'Register'. A 'Forgot Password?' link is also present. The 'Choose Security Questions' section follows, with a note: 'In order to enter the system, you must choose 3 different security questions'. This section contains three sets of dropdown menus for selecting questions and text input fields for answers. A 'Submit Security Questions' button is located at the bottom of this section. Below the main content, there are two tabs: 'Change Password' and 'Back to Contact Admin'. The 'Change Password' tab is active, showing a sidebar with navigation options like Summary, Manage (with sub-options: Basic Information, Profile Picture, Permissions, Assignments, Change Password, Security Questions, Custom Menu, Received Emails), and Inbox. The main content area of the 'Change Password' tab includes input fields for 'Old Password', 'New Password', and 'Confirm New Password', with a red error message: 'Password must be at least 8 characters. Your password must have at least one character in 3 of these categories: Uppercase, Lowercase, Numbers and Special Characters.'

# My Home Home Screen



- Your password should now be set.
- You should now be on your home screen.
- Your home screen will only show the open grants that are assigned to you.
- If you do not see your grants, please contact the system administrator or [NDGrants@la.gov](mailto:NDGrants@la.gov) for assistance.

## My Home

### Quick Start Guides?

▼ Collapse

Welcome to GOHSEPGrants.la.gov! To view training videos, reference user guides, or submit a support ticket, see the help icon located in the top-right corner of the screen ( ? ).

### Open Grants

▼ Collapse

Quick Search:

1 results



There is 1 active filter ( Program )

▼ Grant #	Grant Name	Applicant Name	Proj Count
2022-UA...	Nonprofit Security Grant ...	Governors Office Of Homeland Security and Emergency Preparedness (GOHSEP)	2

## Digital Signature

- Click on the tab “**Manage**”. Once opened, a selection of subtabs will appear. You will select the “**Basic Information**” subtab.

The image shows two screenshots of a user profile page for 'Tameika Test' in the GOHSEP system. The top screenshot shows the 'Contact Details' subtab, and the bottom screenshot shows the 'Basic Information' subtab.

**Tameika Test**

**Contact Details**

Name:	Tameika Test
Title:	Tester

**Tameika Test**

Save

**Manage**

- Basic Information
- Profile Picture
- Change Password
- Security Questions
- Custom Menu
- Received Emails

**Basic Information**

Name Prefix:	<input type="text"/>
First Name:	Tameika
Middle Name:	<input type="text"/>
Last Name:	Test
Name Suffix:	<input type="text"/>

Mayor, Executive, Mr., Mrs., Dr.

# Digital Signature

- Your profile information will then appear. Scroll down to the bottom until you locate the **“Signature”** area. There will be a **“Click to Create”** button to begin the process.

Save

**Summary**

**Manage**

- Basic Information
- Profile Picture
- Change Password
- Security Questions
- Custom Menu
- Received Emails

**Inbox**

**Drafts**

**Notes**

**Documents**

**Tasks**

**History**

Middle Name:

Last Name:

Name Suffix:

Title:

Organization:

Email:

Phone - Business:

Is Direct Line:

Is the number indicated above a direct line to this contact?

Phone - Fax:

Phone - Cell:

Phone - Home:

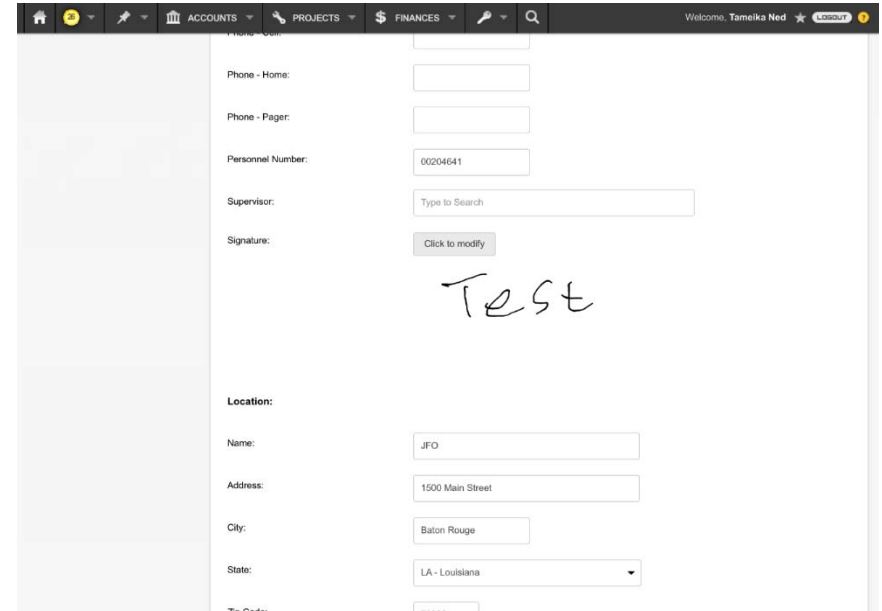
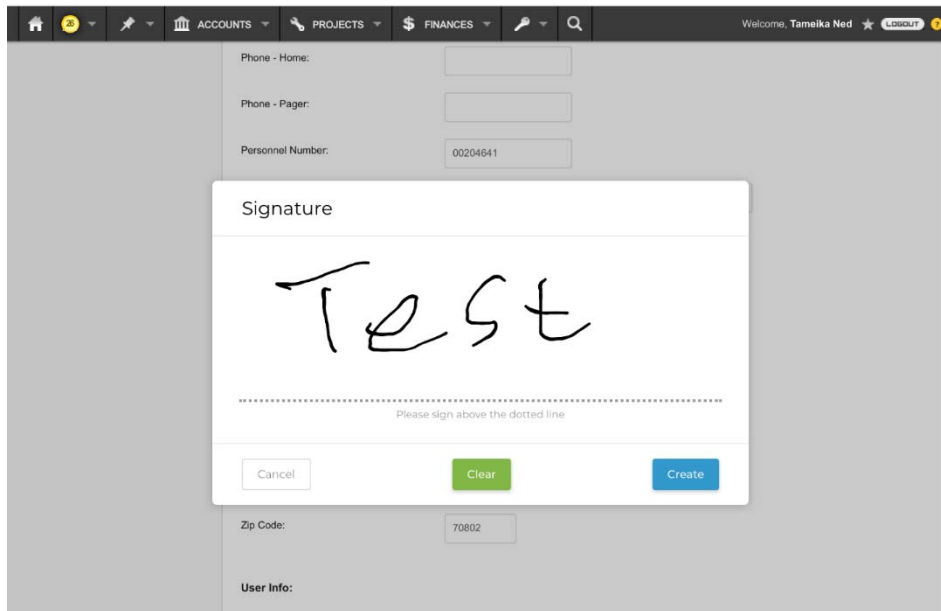
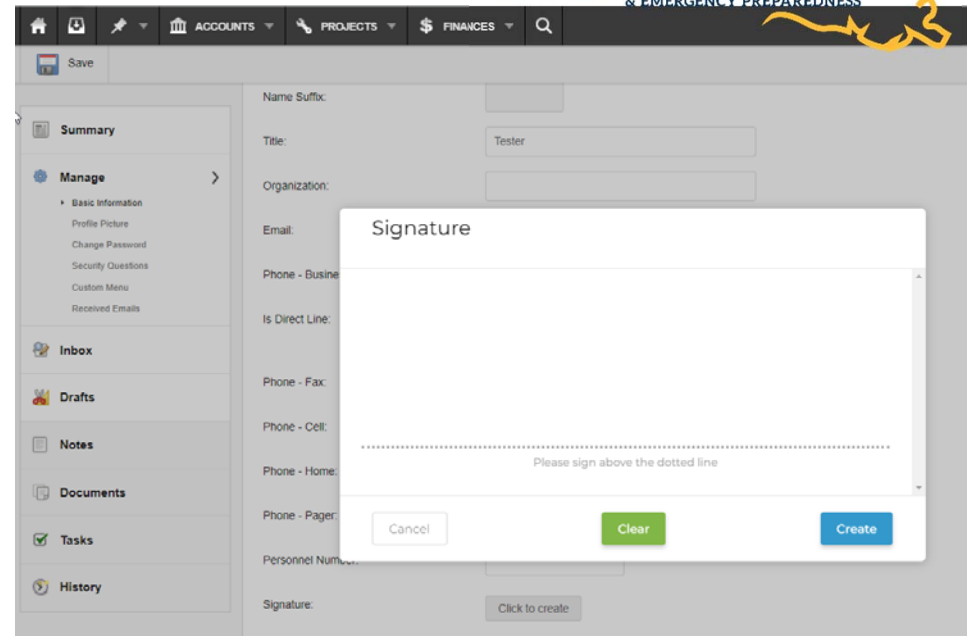
Phone - Pager:

Personnel Number:

Signature:

# Digital Signature

- Once you have clicked the “**Click to Create**” button a pop-up signature line will appear.
- Once you have the signature you are happy with click “**Create**”. The signature you created will save to your account.



# Digital Signature



## Notes

- Once a user has added their signature into GOHSEPGrants.la.gov, that user can view their signature at any time in the future by navigating back to their user profile and then viewing the **“Signature”** field. A user (including System Administrators) **will not** be able to view another user’s signature, however the “Signature” field on that user’s profile will indicate whether a signature is present.

The screenshot shows a user profile management interface. On the left is a sidebar with a 'Manage' section containing 'Basic Information' (Profile Picture, Permissions, Assignments, Change Password, Security Questions, Custom Menu, Received Emails) and an 'Inbox' section. The main content area shows a 'Summary' section and a 'Manage' section. Below these are fields for 'Phone - Home:', 'Phone - Pager:', 'Personnel Number:', 'Supervisor:', 'Is Applicant:' (with a dropdown menu), and 'Electronic Signature:'. A green checkmark icon indicates 'User has successfully created an electronic signature'. Below this is a search bar and a dropdown menu with 'No' selected. A note states 'If this is an External contact with no Internal access to all data'. The bottom section shows 'Phone - Fax:', 'Phone - Cell:', 'Phone - Home:', 'Phone - Pager:', 'Personnel Number:', 'Is Applicant:' (with a dropdown menu), and 'Electronic Signature:'. A red 'X' icon indicates 'User has not yet created an electronic signature'. Below this is a 'Location:' field.



# Digital Signature

- If a signature is saved on the profile, a **green check icon** with wording “User has successfully created an electronic signature” will show.
- If no signature has been saved, it can show a **red X icon** with wording “User has not yet created an electronic signature”
- Once you have the signature you are happy with **click “Create”**. The signature you created will save to your account.

The image shows two screenshots of a user profile management interface. The top screenshot shows the 'Manage' section with 'Basic Information' expanded, and the 'Electronic Signature' field displaying a green checkmark and the message 'User has successfully created an electronic signature'. The bottom screenshot shows the same interface but with the 'Electronic Signature' field displaying a red X and the message 'User has not yet created an electronic signature'.



Phone - Home:

Phone - Pager:

Personnel Number:

Supervisor:

Is Applicant:

If this is an External contact with no Internal access to all data

Electronic Signature:

Phone - Fax:

Phone - Cell:

Phone - Home:

Phone - Pager:

Personnel Number:

Is Applicant:

If this is an External contact with no Internal access to all data

Electronic Signature:

Location:

System Administrator Contact  
225-932-6211  
[gohsepgrants@la.gov](mailto:gohsepgrants@la.gov)

# Submitting Your Competitive Application

GOHSEPGrants.la.gov

[Home](#) [Open Grants](#) [Resources](#) [Contacts](#) [GOHSEP Home Page](#)



**GOHSEP  
Grants**

GOHSEPGrants.la.gov is the Agency's online system to manage and administer grant programs such as Mitigation Assistance programs (Disaster and Non-Disaster), and Non-Disaster Preparedness programs.

## Returning User Login:

Email:

Wayne.Tedesco@la.gov

Password:

.....

[Sign In](#)

[Register](#)

[Forgot Password?](#)

# Application - FY2023 NSGP Test Application

Draft



- After you **“Log In”**
- Select **“Apply Now”**

The screenshot shows the Acadia Parish application portal. At the top left, the text "Acadia Parish" is displayed in white on a dark red background. Below this, there are two buttons: "Create New Request" and "Submit New Reimbursement Request". A navigation menu on the left includes "Summary", "Accounts", "Projects", "Payments", "Quarterly Reports", "FFATA Reporting", "Contacts", "Notes", "Documents", "Tasks", and "History". The main content area is titled "Applicant Details" and lists various metrics: UEI (678GHBG6878D), Account Count (21 Accounts Open), Project Count (18 Projects, 2 Unobligated, 16 Obligated, 5 overdue), Quarterly Report Count (4 Active, 37 Overdue), Eligible Obligated (\$3,105,362.00), Federal Obligated (\$2,685,942.00, 85.60%), and State Obligated (\$280,380.00, 9.03%). On the right, the "Apply for a Grant" section contains a message about 26 open grants and a blue "Apply Now" button circled in red. Below this is a "Resources" section with links for Contacts, HMGP Info, Resources, ND Grants, New Resource Test, and News Archive. The bottom right section, "Applications", shows an application for "Acquisition/Elevation of SRL &amp; RL Properties" for a 1792 - Hurricane like (HMGP) project, with a note that it is ready for submission.

# Application - FY2023 NSGP Test Application

Draft



- Select the **Grant** you are applying for from the pull down menu.
- Select **Project Type** **“NSGP – NSGP Project”** from pull down menu.
- Click **“Create”**.

A screenshot of a web application interface. The browser address bar shows "https://lahm.test.mb3online.com/app/#114224". The page title is "Test Applicant - Oct 5". The interface includes a navigation menu on the left with options like "Summary", "Manage", "Accounts", "Projects", "Payments", "Quarterly Reports", "FFATA Reporting", "Correspondence", "Contacts", "Notes", "Documents", "Tasks", and "History". The main content area is titled "Applicant Details" and contains fields for "UEI:", "Account Count:", "Project Count:", "Quarterly Report Count:", "Eligible Obligated:", "Federal Obligated:", and "State Obligated:". A modal dialog box titled "Apply for a Grant" is open in the center, highlighted with a red circle. The dialog has two dropdown menus: "Grant" (with the selected value "2022-UIA-00041-501 - Non Profit Security") and "Project Type" (with the selected value "NSGP - NSGP Project"). At the bottom of the dialog are "Create" and "Cancel" buttons. On the right side of the page, there are sections for "Apply for a Grant" (with an "Apply Now" button), "Resources" (with links for "Contacts", "HMAP Info", "Resources", "NO Grants", "New Resource Test", and "News Archive"), and "Applications" (with a "Complete Application" button).

# Application - FY2023 NSGP Test Application

Draft



- The Application screen appears.
- Add application **“Title”**
- Select grant item categories (can select multiple).
  - **Planning**
  - **Training**
  - **Equipment**
  - **Exercise**
  - **M&A**
- Confirm organization contacts. You can add a new contact here if needed.

A screenshot of a web application interface for creating a grant application. The top header is blue with the text "Application" and "Draft" below it. Below the header is a toolbar with icons for "Save", "Set on Hold", "Delete", and "Label". The main content area is split into two columns. The left column is a sidebar with menu items: "Summary", "Form" (with a red asterisk and a right arrow), "Notes", "Documents", "Tasks" (with a checkmark), "Workflow", and "History". The right column is titled "Form >> Introduction" and contains "Summary Information". This section includes fields for "Grant" (2022-UA-00041-S01 Non Profit Security Grant Program), "Project Type" (NSGP Project), and "Title" (FY2023 NSGP Applicant Name Here). Below the title field is a dropdown menu with options: Planning, Training, Exercise, Equipment, and M&A. A note below the dropdown says "Used to help identify the project. Ex: 'FY2022 - NSGP - Test Applicant'." and "Hold Ctrl key to select multiple areas." At the bottom of the form, there are three contact fields: "Primary Contact" (Mike S - Authorized Agent), "Alternate Contact" (Primary Contact - Primary Contact), and "Authorized Contact" (Mike M - Alternate Contact). Each contact field has an "Edit" link next to it.

# Application - FY2023 NSGP Test Application

Draft



## ★ Application

Draft



Save



Set on Hold



Delete



Label ▾

### Requested Applicant Updates

Fill out the below fields only if the current values are incorrect or missing. - ([View Applicant](#))

Organization's Legal Name:

Louisiana GOHSEP

Current Legal Name: Test Applicant

501(c)(3) Tax-exempt designation:

Yes ▾

Current 501(c)(3) Tax-exempt designation value:

State Tax Number:

123456

Current State Tax Number value:

Federal Tax Number:

13456

Current Federal Tax Number value:

FEIN:

123456

Current Federal Employer Identification Number value: 4568

Unique Entity Identifier (UEI):

123456

Current UEI Value:

- Review organization information.
- **ONLY** edit incorrect or missing.
- Click **“Save”** and/or **“Advance”**.

Authorized Contact

# Application - FY2023 NSGP Test Application

Draft



- Click “**Costs**” category on left side of screen.
- Click “**Add Line**” to add each grant line item.

Application - FY2023 NSGP Applicant Name Here  
Draft

Save Advance Set on Hold More

Summary

- Form
- Introduction
- Costs
- Documentation

Notes

Documents

Tasks

Workflow

History

Form » Costs

Cost Line Items

The total cost added in this table will represent the total federal funding being requested. Please add all project costs, including target hardening equipment being proposed. Include the Authorized Equipment List (AEL) number and description, the vulnerability the equipment addresses, and the funding requested. Allowable equipment is limited to categories of items on the AEL:

Classification	Description	Vulnerability	EHP	Qty	Price	Total		
Application Total							\$0.00	
Grand Total							\$0.00	

Add Line

State Use Only

Funding Sources

Awarded Amount: \$ 0.00

Method:  By Percent  By Amount Funding Source / Other Agency

Estimated FEMA Share: 100 % \$0.00

Estimated State Share: 0 % \$0.00

Estimated Non-Federal Share: 0 % \$0.00

Total Allocated: 100 % \$0.00



# Application - FY2023 NSGP Test Application

Draft



- Complete **all required fields** including the AEL as applicable.
- You can continue to **“Add Line”** for as many items as you have.
- Add **grant request amount**.
- Note: this is a **100% Federal Share Grant**. No cost share is required.
- Click **“Save”** and/or **“Advance”**.

Classification	Description	Vulnerability	EHP	Qty	Price	Total	
Area Equipment	Type Equipment Costs	AEL Code (List) 14SW-01-WALL - Barriers: Fences; Jersey Walls	Perimeter Access Control	Yes	1	\$ 100,000.00	\$100,000.00
Application Total						\$100,000.00	
Grand Total						\$100,000.00	

Add Line

State Use Only

**Funding Sources**

Awarded Amount: \$ 100,000.00

Method:  By Percent  By Amount

Estimated FEEMA Share: 100 % \$100,000.00

Estimated State Share: 0 % \$0.00

Estimated Non-Federal Share: 0 % \$0.00

Total Allocated: 100 % \$100,000.00

Funding Source / Other Agency

# Application - FY2023 NSGP Test Application

Draft



- Click “**Documentation**” category on the left side of screen.

## Application - FY2023 NSGP Applicant Name Here

Draft



Save Advance Set on Hold

More ▾

Summary

\* Form >

Introduction

Costs

▶ Documentation

Notes

Documents

Tasks

Workflow

History

Form >> Documentation

Below is a list of all required documentation to be provided. Where applicable, each document type provides a template that can be downloaded, or a link to an online tool that can be used to populate the required document. Use the Upload links to upload each of the below documents, and select the appropriate document type when prompted to do so.

Vulnerability Assessment:

No documents.

[Click here for online tool to generate a Vulnerability Assessment](#)

Investment Justification:

No documents.

[Click here to download the Investment Justification Template](#)

Mission Statement:

No documents.

Other Supporting Documentation:

No documents.

# Application - FY2023 NSGP Test Application

Draft



- The **Documentation** screen appears. This will allow you to upload all NSGP application Information.
  1. **Vulnerability Assessment:** a link is provided to the CISA online tool
  2. **Investment Justification:** link to download the IJ PDF Template
  3. **Mission Statement:** no predesigned document or link
  4. **Other Supporting Documentation:** no predesigned document or link

## Application - FY2023 NSGP Applicant Name Here

Draft

Save Advance Set on Hold More

Summary

\* Form >

- Introduction
- Costs
- Documentation

Notes

Documents

Tasks

Workflow

History

Form >> Documentation

Below is a list of all required documentation to be provided. Where applicable, each document type provides a template that can be downloaded, or a link to an online tool that can be used to populate the required document. Use the Upload links to upload each of the below documents, and select the appropriate document type when prompted to do so.

Vulnerability Assessment:	<input type="button" value="Attach Files"/> No documents. <a href="#">Click here for online tool to generate a Vulnerability Assessment</a>
Investment Justification:	<input type="button" value="Attach Files"/> No documents. <a href="#">Click here to download the Investment Justification Template</a>
Mission Statement:	<input type="button" value="Attach Files"/> No documents.
Other Supporting Documentation:	<input type="button" value="Attach Files"/> No documents.

# Application - FY2023 NSGP Test Application

Draft



- Click the “**Attach Files**” for each document you need to upload.
- You can chose file location and **upload file** and/or **drag and drop** in the space as noted.
- You can see the documents you’ve uploaded in the “Attach File” area and in the bottom portion of the screen.
- Click “**Save**” and/or “**Advance**”.

Application - FY2023 NSGP Project #22: Application - FY2023 NSGP Applicant Name Here

Routing in Progress: Program Manager Review (Step 2 of 8)

Draft

Save Advance Return Set on Hold Deny More

Save Advance

Summary

- \* Form
- Introduction
- Costs
- Documentation

Notes

Documents

Tasks

Workflow

History

Form >> Documentation

Below is a list of all required documentation to be provided. Where applicable, each document type provides a template that can be downloaded, or a link to an online tool that can be used to populate the required document. Use the Upload links to upload each of the below documents, and select the appropriate document type when prompted to do so.

Vulnerability Assessment:

Christina Dayries Signature3 53 KB	On Mar 7, 2023 by Christina Dayries
------------------------------------	-------------------------------------

Attach Files

Click here for online tool to generate a Vulnerability Assessment

Investment Justification:

Christina Dayries Signature2 53 KB	On Mar 7, 2023 by Christina Dayries
------------------------------------	-------------------------------------

Attach Files

Click here to download the Investment Justification Template

Mission Statement:

Christina Dayries Signature 53 KB	On Mar 7, 2023 by Christina Dayries
-----------------------------------	-------------------------------------

Attach Files

Other Supporting Documentation:

Attach Files No documents.

Notes & Comments

There are currently no notes. Be the first to add one

Uploaded Documents

- > Christina Dayries Signature (Mission Statement)
- > Christina Dayries Signature2 (Investment Justification)
- > Christina Dayries Signature3 (Vulnerability Assessment)

# Application - FY2023 NSGP Test Application

Draft



- Click **“Close”**.
- Application has been submitted to the SAA (GOHSEP).

A screenshot of a software notification window. At the top center is a large green circle containing a white checkmark. Below this, the text "Successfully Advanced" is centered. Underneath, a message reads: "You have advanced this Application. You can see the workflow progress below." Below the message is a horizontal progress bar consisting of a series of dots. The first dot is a green circle with a white checkmark. The second dot is a green circle with a white right-pointing arrow and the number "2" inside. The third, fourth, and fifth dots are grey circles with the numbers "3", "4", and "5" inside, respectively. Below the progress bar, the corresponding workflow steps are listed: "Applicant Submission", "Program Manager Review", "State Determination", "Pending FEMA Determination", and "Applicant Notification &amp;...". At the bottom of the window, there are two buttons: a white button with the text "Close" and a green button with the text "Go To Project".

## SAA Point of Contact

---

**Louisiana GOHSEP, (SAA Designee)**

**Wayne Tedesco**

Assistant Deputy Director, Grants and  
Administration

(225) 925-7500, Office

[ndgrants@la.gov](mailto:ndgrants@la.gov)

System Administrator Contact  
225-932-6211  
[gohsepgrants@la.gov](mailto:gohsepgrants@la.gov)



# FEMA

