

Expedited Temporary Housing Assistance Waiver WebEOC Board Instructions

1. Parish OHSEP Director or his/her designee must “Log In” to WebEOC.



JUVARE | WebEOC

Username *
Christina Dayries

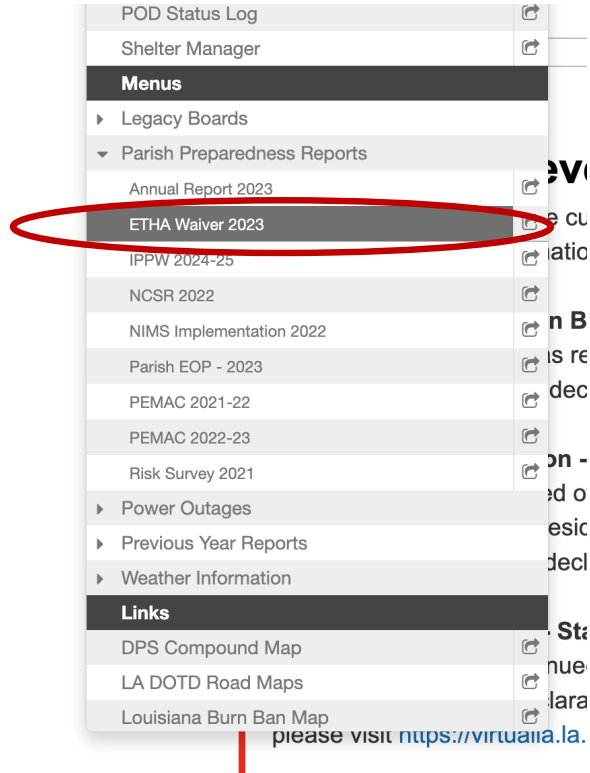
Password *

By proceeding, you agree to Juvare's
[Privacy Policy and Terms & Conditions](#)

Log In

[Forgot Username?](#) | [Forgot Password?](#)

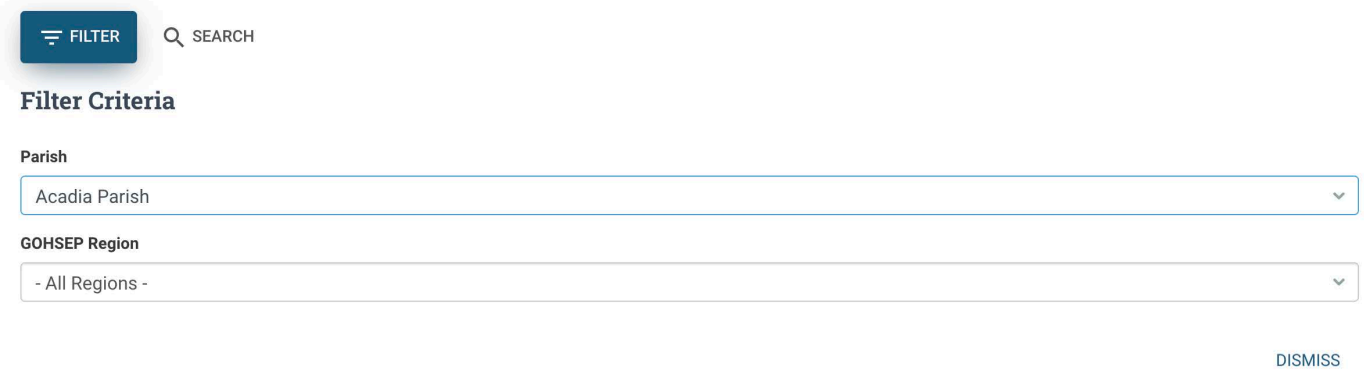
2. The Expedited Temporary Housing Assistance Waiver board can be found under the Parish Preparedness Reports menu as "ETHA Waiver 2023."



3. After opening the board, click the "Filter" button to search for your parish's governing authorities.



4. Choose your parish from the list, then click the "Dismiss" button.



5. Select the "..." button next to the governing authority you'd like to update, then choose "Edit."

Parish	Local Governing Authority	GOHSEP Region	Status	Waiver Form	Last Update	
Acadia Parish	Acadia Parish Police Jury	Region 4			07/24/2023 08:37:14 by Austin Dixon	...
Acadia Parish	Village of Morse	Region 4			07/24/2023 08:37:13 by Austin Dixon	...
Acadia Parish	City of Crowley	Region 4			07/24/2023 08:37:09 by Austin Dixon	<div style="border: 1px solid black; padding: 2px;"> Edit </div>
Acadia Parish	Town of Churchpoint	Region 4			07/24/2023 08:37:09 by Austin Dixon	<div style="border: 1px solid black; padding: 2px;"> View </div>
Acadia Parish	Town of Iota	Region 4			07/24/2023 08:37:08 by Austin Dixon	...
Acadia Parish	Village of Estherwood	Region 4			07/24/2023 08:37:06 by Austin Dixon	...
Acadia Parish	City of Rayne	Region 4			07/24/2023 08:37:06 by Austin Dixon	...
Acadia Parish	Village of Mermentau	Region 4			07/24/2023 08:37:04 by Austin Dixon	...

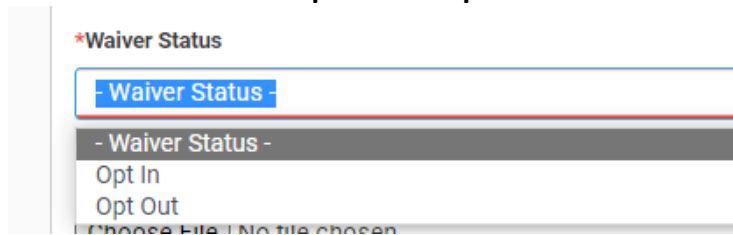
6. Select your response for each of the required fields:

- a. Start with selecting the "Parish".
- b. Selecting your specific parish will pre-populate the pull down option for "Local Governing Authority Name" field with only the legal names of the specific municipalities or the parish's governing body within that parish. If you do not see one of the agencies, please contact your Regional Coordinator or our WebEOC Administrator and the agency will be quickly added.
- c. Select your **Region**.

*GOHSEP Region

Region 4

d. Select either the "Opt In" or "Opt Out" from the Waiver Status dropdown box.



*Waiver Status

- Waiver Status -

- Waiver Status -

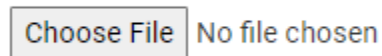
Opt In

Opt Out

Choose File | No file chosen

e. Finally, click the "Choose File" upload button under "Waiver of Land Use or Permitting Form" to upload the waiver form.

*Waiver of Land Use or Permitting Form



Choose File No file chosen

f. Click "Save" in the bottom right corner of the board.

*Waiver of Land Use or Permitting Form

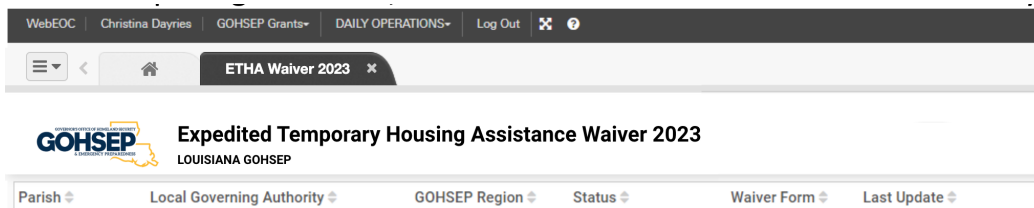


Choose File Expedited Te...vier Form.pdf



CANCEL SAVE

7. You will return to the home page of the ETHA Waiver Board and you can verify all information entered is accurate and update if needed.



WebEOC | Christina Dayries | GOHSEP Grants- | DAILY OPERATIONS- | Log Out

ETHA Waiver 2023

GOHSEP Expedited Temporary Housing Assistance Waiver 2023
LOUISIANA GOHSEP

Parish Local Governing Authority GOHSEP Region Status Waiver Form Last Update