

LWIN

LOUISIANA WIRELESS INFORMATION NETWORK

SYSTEM MANAGEMENT & MAINTENANCE UPDATE

JANUARY 23, 2019

DEPT. OF PUBLIC SAFETY-STATE POLICE
RADIO COMMUNICATIONS

(225) 925-6036

INFRASTRUCTURE UPDATE



SYSTEM SUMMARY

- **137 Tower Sites in Full Operation**
- **6 Operational Mobile Sites**

ZONE 1 SITES IN FULL OPERATION

Pan Am	Bridge City	Livonia	LaPlace	St Tammany Simulcast Lacombe, Abita Springs, Waldheim, Pearl River, Covington, Slidell, Talisheek, Blond
Sheridan	Geismar	St. James	LaRose	Gibson
BR Simulcast BR, Central, LSU, WBR	Hammond	Gray	Berwick	Baywood
Ramah	Sage Hill	Parker Road	Iberville	Livingston
Jackson	Greensburg	Superdome	South Baton Rouge	Baldwin
Pointe Coupee	Theriot	Paincourtville	Boothville	Mobile Units 94, 96, 97, 98, 99, 100
Denham Springs	Clinton			

ZONE 2 SITES IN FULL OPERATION

Northern Simulcast Gretna, Gallera, NO East	St. Rosalie	Kenner	Airport	Buras
Lafitte	Port Fourchon	Bayou Gauche	Hahnville	Wilmer
Reggio	Montegut	Houma		

ZONE 3 SITES IN FULL OPERATION

Clearwater	Monroe	Winnfield	Delhi	Chopin
Dry Prong	Hagewood	Bossier (City)	Farmerville	Minden
Natchitoches	Bastrop	Greenwood	Ruston	Hineston
Ashland	Vivian	Newellton	Noble	Transylvania
Alexandria	Avoyelles	Bellevue	Bernice	Calhoun
Columbia	Ferriday	Homer	Jena	Jonesboro
Mansfield	Many	Marion	Oak Grove	Plain Dealing
Ringgold	Sentell	Tallulah	Wheeling	Shreveport
West Monroe	Chase	Keachi	Coushatta	Shongaloo
Sibley	Vick	Calvin	Arcadia	Enterprise
Holloway	Chatham			

ZONE 4 SITES IN FULL OPERATION

Abbeville	Acadia	Arsene Lebleu	DeQuincy	Dry Creek
Jeanerette	Jennings	Johnson Bayou	Lafayette	Lake Charles
Leesville	Merryville	Opelousas	Parks	Rockefeller
Rosepine	Scott	Sulphur	Vermillion	Ville Platte
Vinton	Cravens	Hicks	Hornbeck	Oakdale
Roseland	E. Jennings	Anacoco	Oberlin	Moss Bluff

CHANNEL SUMMARY

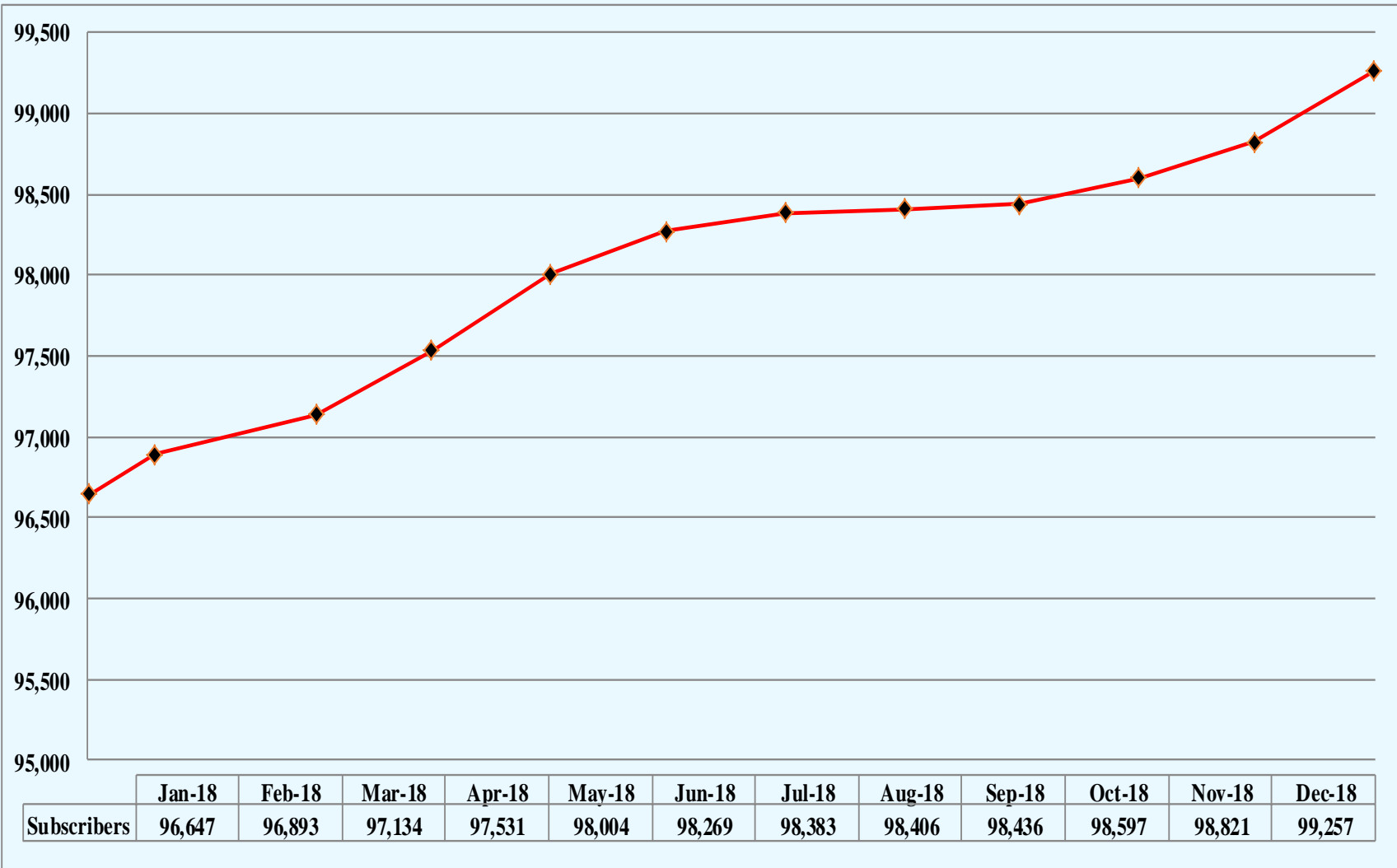
➤ Total Channels 1242

- 1203 Channels on 137 Sites
- 39 Channels on 6 Mobile Sites

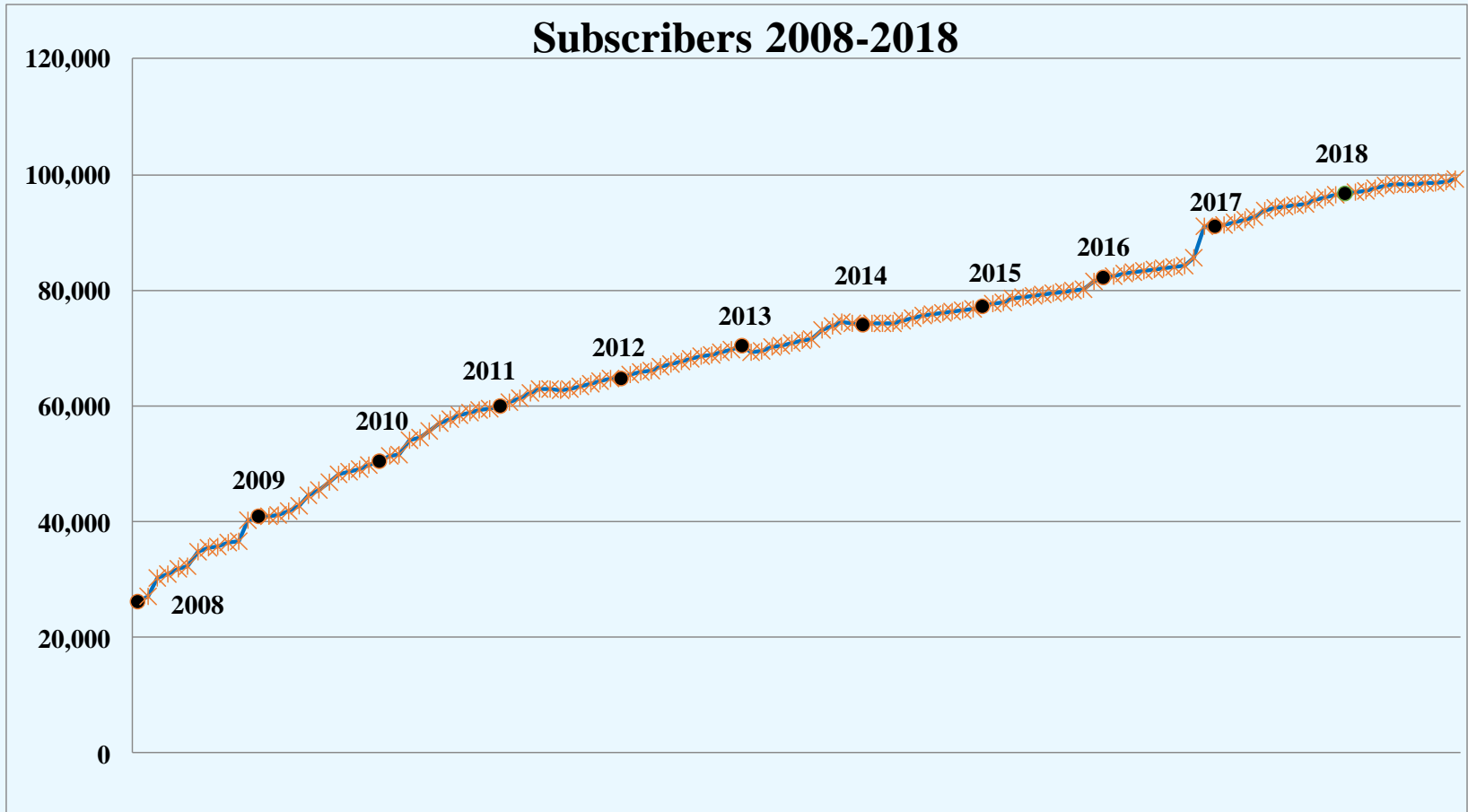


SYSTEM STATISTICS

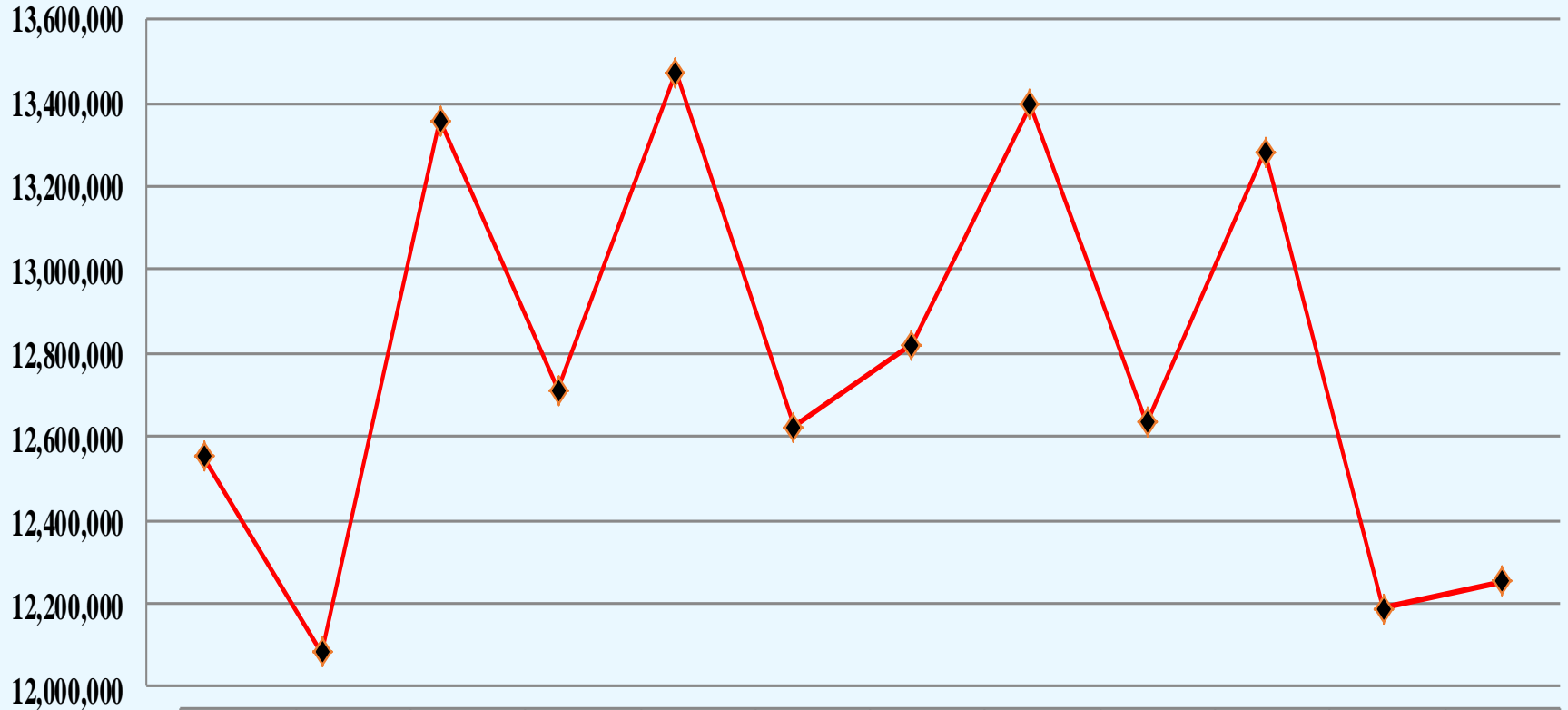
SUBSCRIBERS



SUBSCRIBERS 2008 TO 2018

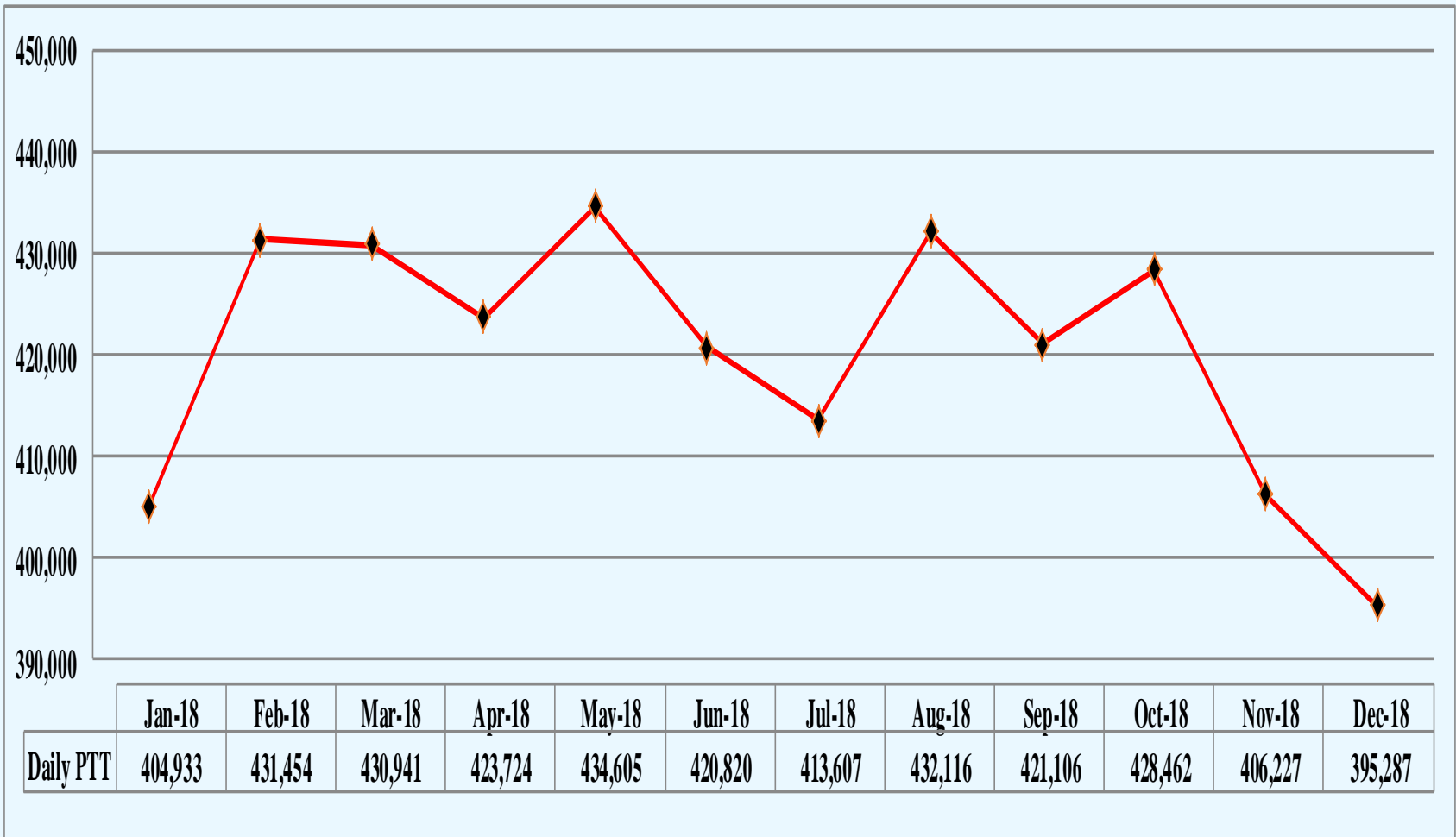


PUSH TO TALK

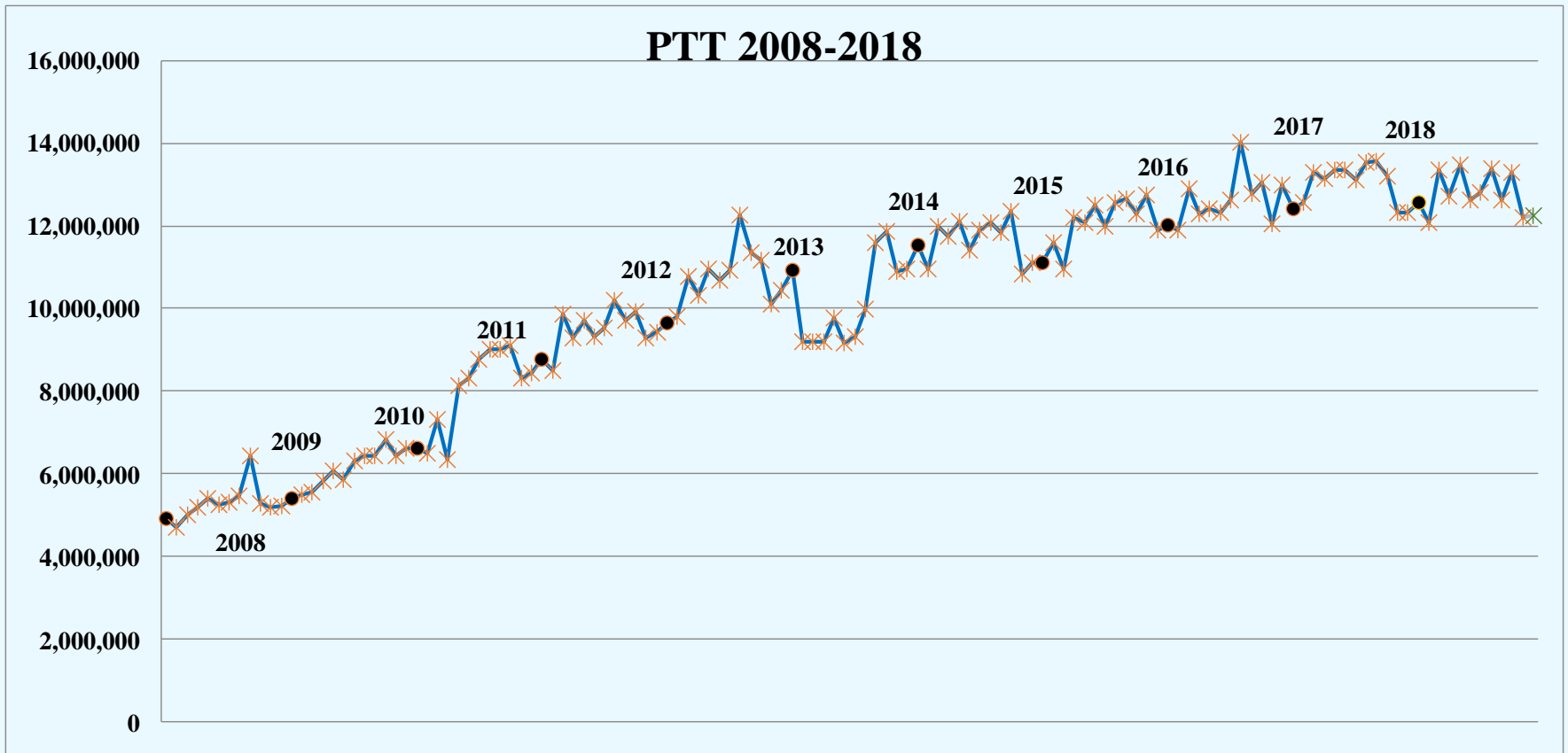


	Jan-18	Feb-18	Mar-18	Apr-18	May-18	Jun-18	Jul-18	Aug-18	Sep-18	Oct-18	Nov-18	Dec-18
Monthly PTT	12,552,926	12,080,702	13,359,166	12,711,707	13,472,750	12,624,608	12,821,864	13,395,602	12,633,202	13,282,336	12,186,822	12,253,909

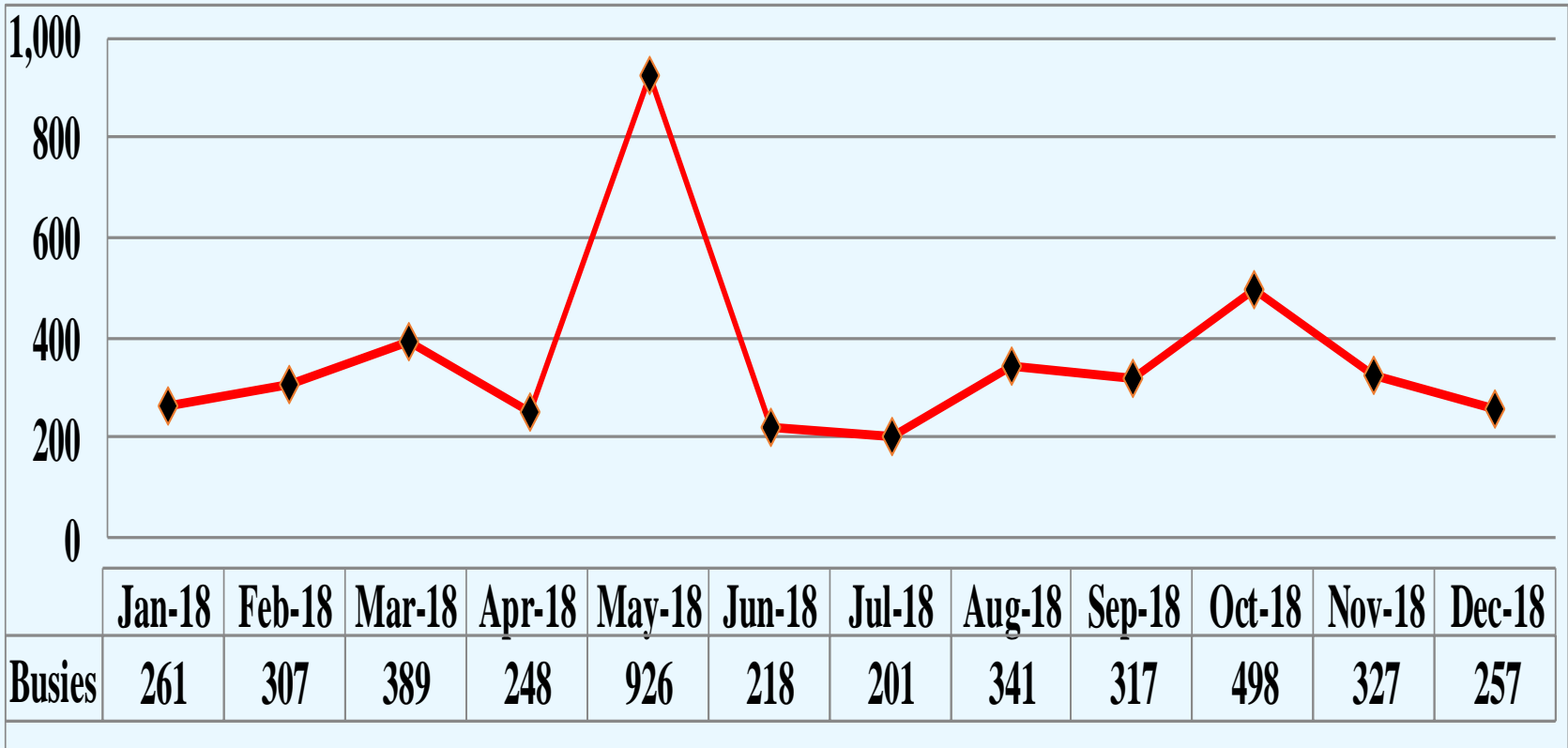
PUSH TO TALK PER DAY



PUSH TO TALK 2008 TO 2018

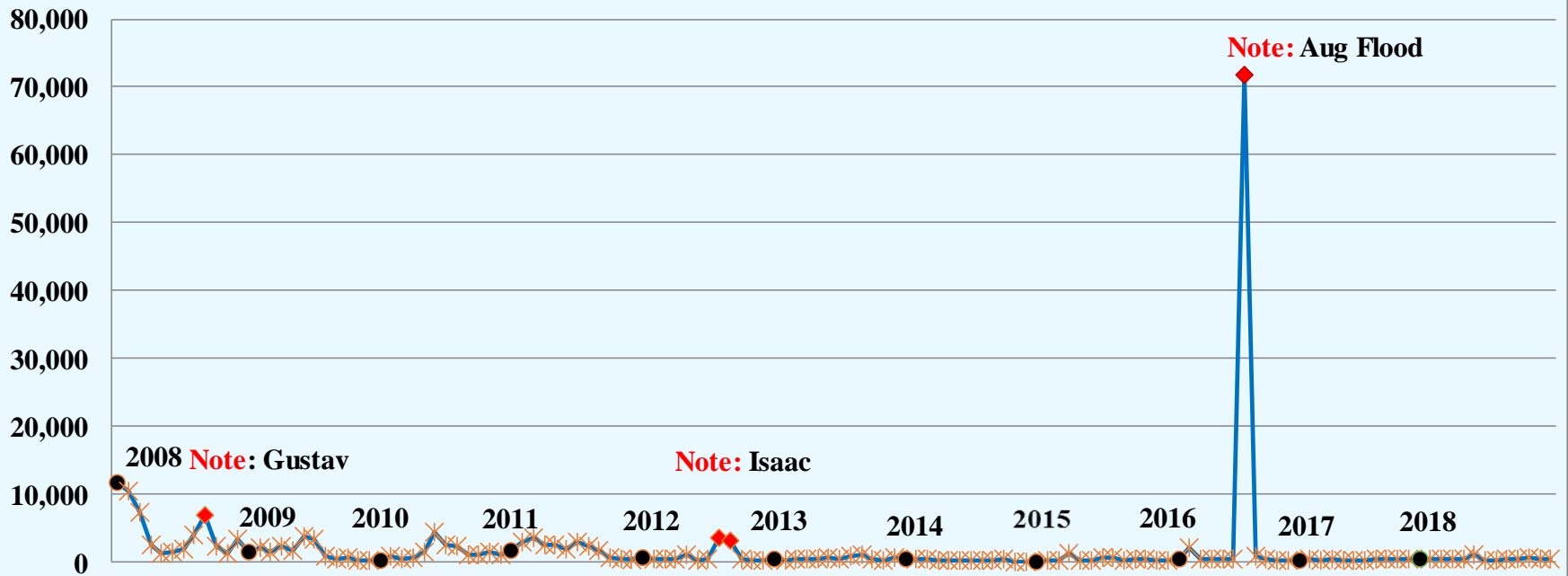


BUSIES



BUSIES 2008 TO 2018

Busies 2008-2018



TOP SITES – VOICE BUSY

QUARTER

1. ABBEVILLE	103
2. GRAY	47
3. VINTON	19

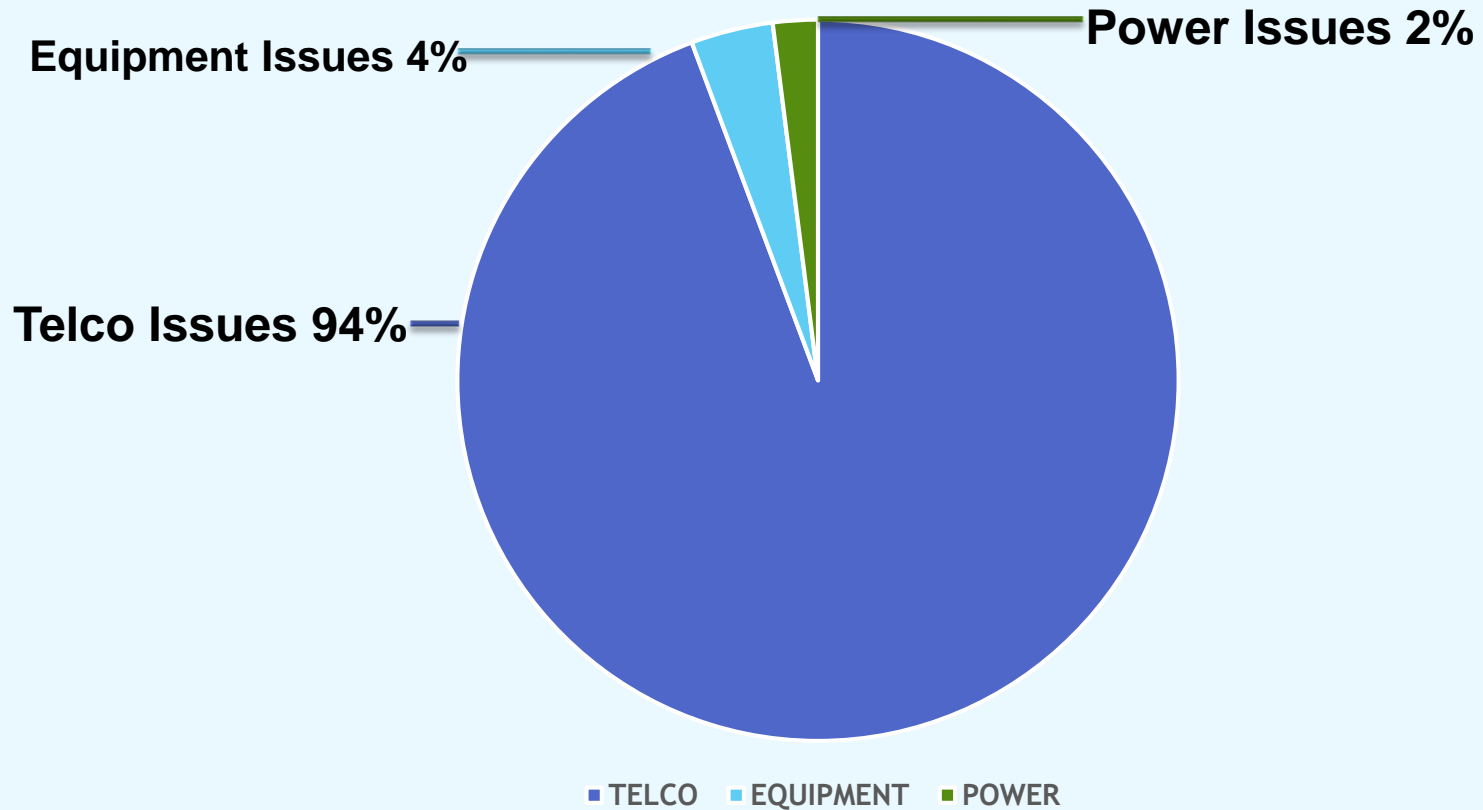
SITE OUTTAGES

Roseland	Boothville	Dequincy	Minden	Jennings
Oak Grove	Houma	Sage Hill	Arsene Leblue	Sheridan
Tallulah	Scott	Iberville	Natchitoches	Sulphur
Chase	Ruston	Bellevue	Vinton	Calvin
Anacoco	Dry Creek	Jena	Moss Bluff	Rockefeller
St. James	E. Jennings	Abbeville	Hagewood	
Newellton	Theriot	Larose	Wilmer	

Total Downtime for the Quarter is 448 Hours

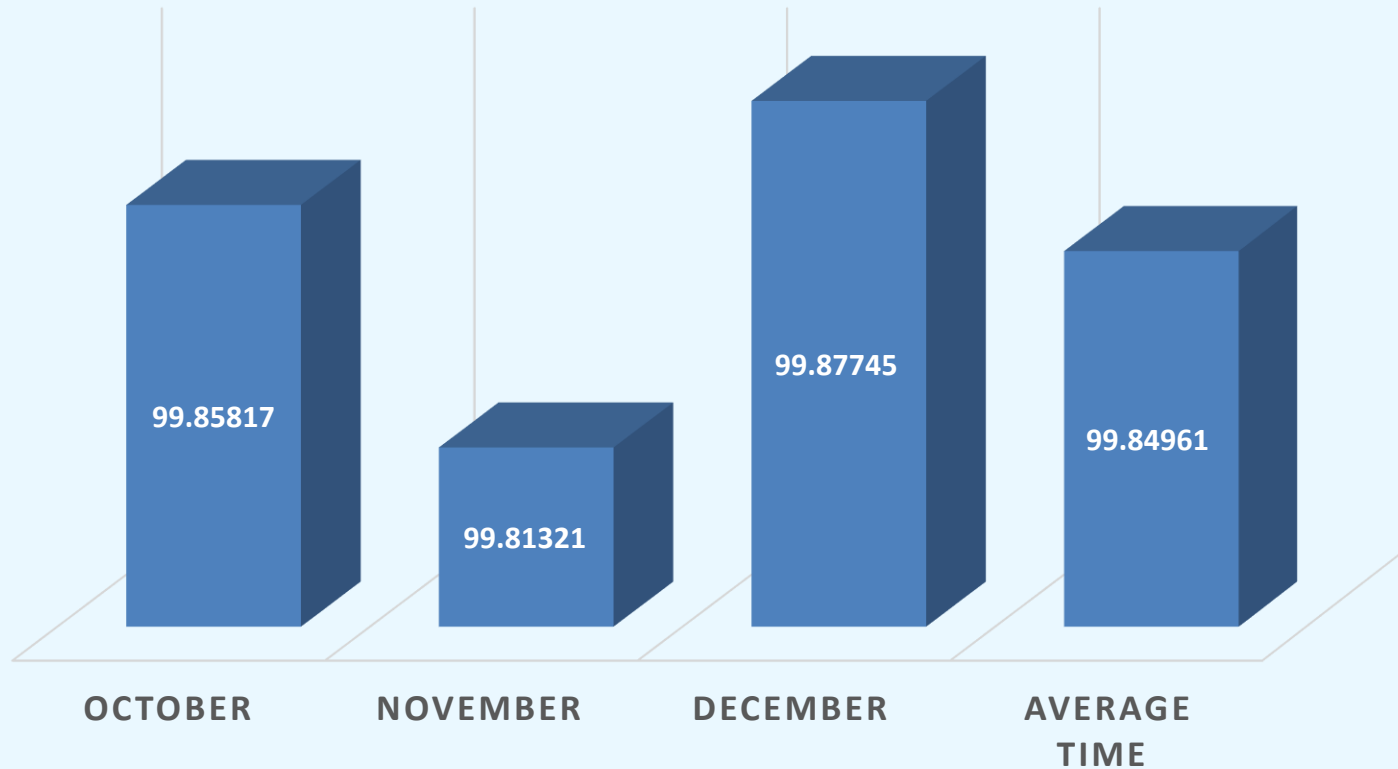
SITE OUTTAGES DATA

What were the Issues?



SYSTEM STATISTICS

PERCENTAGE OF ALL SITES IN WIDE AREA OPERATIONS



SUBSCRIBER STATISTICS

SUBSCRIBER STATISTICS

➤ Security Groups/Agencies

- 190/577

➤ Talkgroups

- 6187

➤ Subscribers

- 99,257

AGENCIES ADDED LAST 3 MONTHS

Nation Park Service: Jean Lafitte NHP&P

Medlife EMS



PROJECTS: STR TO GTR UPGRADES

STR TO GTR UPGRADE PROJECT

➤ 15 Sites are being upgraded from Nov 1, 2018 thru March 1, 2019

- Nola Airport Nov 1 - 9
- Wilmer Nov 5-9
- Kenner Nov 11 - 16
- Geismar Nov 11-30
- Reggio Dec 3 - 10
- Hammond Dec 10- 14
- Laplace Dec 11
- Larose Jan 14 - 16
- Port Fourchon Jan 14 - 27
- Buras Jan 27
- St. James Feb
- Gray Feb
- St Rosalie Mar
- Sheridan Mar
- Houma Mar

SYSTEM COVERAGE

QUESTIONS?

THANK YOU!