



Procurement:
AVOIDING DHS-OIG Audit Findings!

getting it right!






Disaster Recovery + Resilience

Governor's Office of Homeland Security & Emergency Preparedness




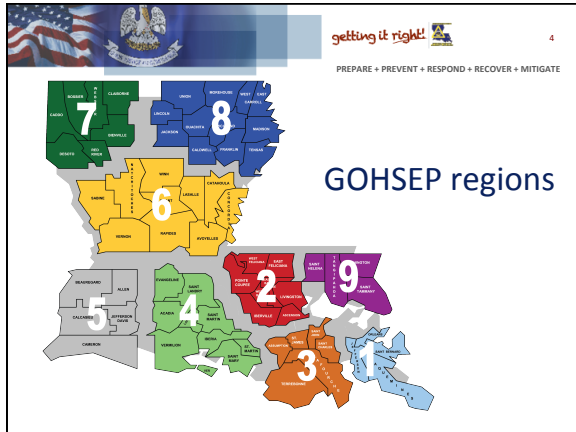
getting it right!  3

PREPARE + PREVENT + RESPOND + RECOVER + MITIGATE

Mission

“To Lead and Support Louisiana in preparation for, response to, and recovery from, all emergencies and disasters.”










getting it right! 7
 PREPARE + PREVENT + RESPOND + RECOVER + MITIGATE

Top U.S. disasters by cost

EVENT	YEAR	FEMA FUNDING
Hurricane Katrina (LA Only)	2005	\$43 billion
SANDY	2012	??????
Attack on America (NY,PA,VA)	2001	\$9 billion
Northridge Earthquake (CA)	1994	\$7 billion
Hurricane Rita (LA, TX)	2005	\$3.8 billion
Hurricane Ivan (AL, FL, GA, LA, MS, NJ, NY, NC, PA, TN, WV)	2004	\$2.4 billion
Hurricane Georges (AL, FL, LA, MS, PR, VI)	1998	\$2.25 billion
Hurricane Wilma (FL)	2005	\$2.1 billion
Hurricane Charley (FL, SC)	2004	\$1.89 billion
Hurricane Andrew (FL, LA)	1992	\$1.8 billion
Hurricane Frances (FL, GA, NY, NC, OH, PA, SC)	2004	\$1.77 billion





getting it right!
PREPARE + PREVENT + RESPOND + RECOVER + MITIGATE

Ports + waterways
National ranking: **1st**





National Security Interest: High

getting it right!
PREPARE + PREVENT + RESPOND + RECOVER + MITIGATE

Petroleum refining + chemical products
National ranking: **2nd**

U.S. REFINERIES



National Security Interest: High

getting it right!
PREPARE + PREVENT + RESPOND + RECOVER + MITIGATE

Oil/gas exploration + production
National ranking: **4th**

PRODUCING WELLS IN LOUISIANA



National Security Interest: High

 **getting it right!** 13
PREPARE + PREVENT + RESPOND + RECOVER + MITIGATE

Coastal restoration + wetland management
National ranking: **1st**



National Security Interest: High

 **getting it right!** 14
PREPARE + PREVENT + RESPOND + RECOVER + MITIGATE

Ship fabrication
National ranking: **4th**

National Security Interest: Medium

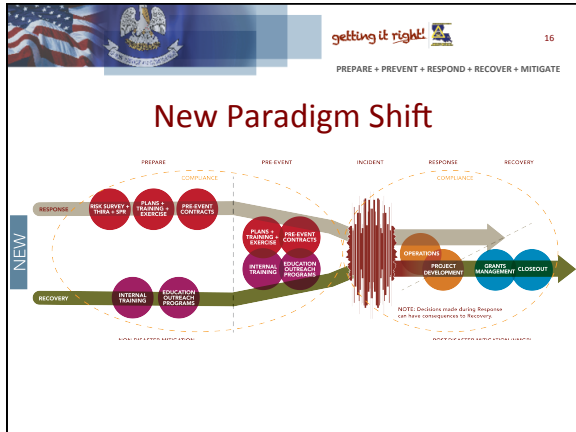


 **getting it right!** 15
PREPARE + PREVENT + RESPOND + RECOVER + MITIGATE

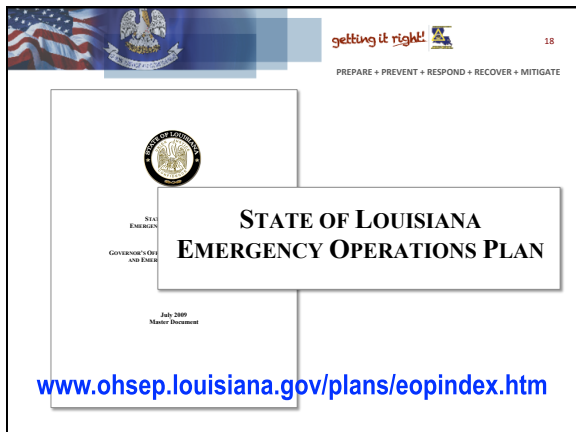
NASA – Space station program
National ranking: **3rd**

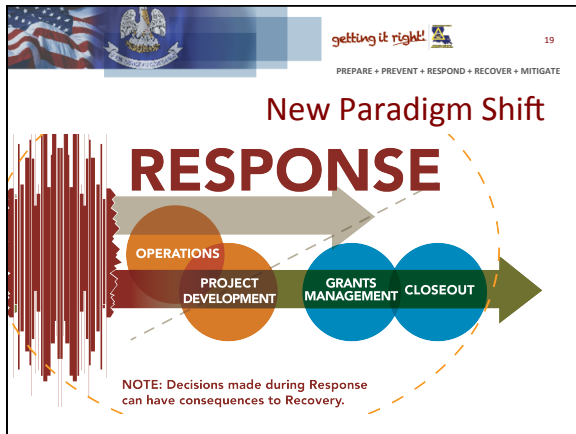


National Security Interest: High

















22
PREPARE + PREVENT + RESPOND + RECOVER + MITIGATE

Recovery responsibilities


- **Public Assistance (PA)** grant program – **\$13 billion+**
- **Hazard Mitigation (HM)** grant program – **\$2 billion+**
 - Interact with FEMA on **program** and **policy** issues.
 - Accountable for **funds** disbursed to all Applicants.
 - Provide **technical advice** and **support** to Applicants.
 - Provide support to Applicants for **damage assessments**.
 - Maintain **compliance** with Federal grant management requirements.



23
PREPARE + PREVENT + RESPOND + RECOVER + MITIGATE

RECOVERY OVERVIEW Louisiana open disasters

Disaster	Period	No. of Applicants	Project Worksheets	Obligated Federal \$
Severe Flooding - 4102	1/8/13 – 1/17/13	34	81	\$2,599,216
Isaac – 4080	8/26/12 – 9/10/12	501	1,121	\$272,282,109
TS Lee – 4041	9/1/11 – 9/9/11	42	85	\$5,597,812
Miss River – 4015	4/25/11 – 7/7/11	93	250	\$37,050,059
2009 NW Flood – 1863	10/29/09 – 11/3/09	46	331	\$6,295,455
Ike - 1792	9/11/08 – 11/11/08	337	1,592	\$223,676,175
Gustav - 1786	9/1/08 – 9/11/08	930	6,547	\$705,141,205
2006 Floods - 1668	10/16/06 – 11/8/06	63	413	\$10,659,991
Rita - 1607	9/23/05 – 11/1/05	727	4,517	\$658,845,242
Katrina - 1603	8/29/05 – 11/1/05	1,435	19,697	\$11,159,671,530
TOTAL		4,208	34,634	\$13,081,818,794



24
PREPARE + PREVENT + RESPOND + RECOVER + MITIGATE

Governor's Office of Homeland Security

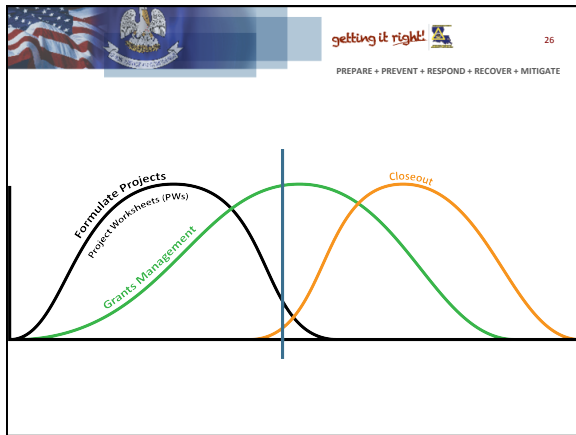
A. Debris Removal	\$1,455,492,937	
B. Emergency Protective Measures	\$2,775,895,558	ep, 2013
C. Roads and Bridges	\$828,405,850	Recovery
D. Water Control Facilities	\$145,745,150	2005,563,263.99
E. Public Buildings & Equipment	\$6,598,446,288	1427,293,927.22
F. Public Utilities	\$879,804,987	548,064,210.49
G. Parks, Recreational Facilities, and Other Items	\$216,086,550	449,638,985.08
Z. State Management Costs	\$315,160,214	3270,720,855.54
Totals		558,730,316.10
		845,347,573.94
		11,876,250.67

Total Project Worksheets to include
**This represents the amount due
***This represents the difference

getting it right!
PREPARE + PREVENT + RESPOND + RECOVER + MITIGATE

Non-Federal cost share

- **Standard Cost Share: 25%**
- Hurricanes Katrina and Rita: 0%
- Hurricanes Gustav and Ike: 10%
- Hurricane Isaac: 25%
- **Non-Federal Share is borne by the Applicant.**



getting it right!
PREPARE + PREVENT + RESPOND + RECOVER + MITIGATE

What is taking so long?

Procurement:
AVOIDING DHS-OIG Audit Findings!

getting it right!
PREPARE + PREVENT + RESPOND + RECOVER + MITIGATE

Major impediments to catastrophe recovery

- **Magnitude of impacts**
- **Applicant resources**
- **Cash flow**
 - Applicant’s cash reserves are **depleted**.
 - Applicant’s **tax base** is slashed.
 - PA program is **reimbursement based**.

getting it right!
PREPARE + PREVENT + RESPOND + RECOVER + MITIGATE

Major impediments to catastrophe recovery (Continued . . .)

- **Funding gaps**
 - **Insurance reductions**.
 - FEMA **ineligible work** (e.g. Deferred maintenance).
 - **Undervalued grants**.
 - **Opportunity upgrades**.
- **Programmatic complexities**
 - PA program policy – **non-catastrophic context**.
 - **Inconsistent policy interpretation**.

getting it right!
PREPARE + PREVENT + RESPOND + RECOVER + MITIGATE

Funding gap example

Estimated cost to repair:	\$15.0 million
NFIP reduction – structure:	- 0.5
NFIP reduction – contents:	- 0.5
Anticipated property insurance reduction :	- 1.0
FEMA ineligible work (enhancements):	- 0.2
FEMA ineligible work (deferred maintenance):	- 1.0
Non-Federal share (10% match)	- 1.5
Available FEMA funds	\$10.3 million
Funding gap	\$4.70 million

getting it right! 31
PREPARE + PREVENT + RESPOND + RECOVER + MITIGATE

New Paradigm Shift

PREPARE PREVENT INCIDENT RESPONSE RECOVERY

MITIGATION

NON-DESTRUCTIVE MITIGATION POST-DESTRUCTIVE MITIGATION (DRIFT)

getting it right! 32
PREPARE + PREVENT + RESPOND + RECOVER + MITIGATE

Hazard mitigation funds allocation

Parish <i>(elevation, acquisition, drainage, retrofits, pilot reconstruction, flood control)</i>	\$814,390,595
State Agencies	\$282,873,499
Office of Coastal Protection & Restoration	\$43,258,175
State Elevation/Acquisitions <i>(DOTD & OCPR)</i>	\$23,000,000
Office of Community Development <i>(elevation/pilot reconstruction)</i>	\$750,000,000
Planning Projects <i>(plans & statewide GIS project)</i>	\$23,463,515
Initiative Projects <i>(generators, community education & outreach, code enforcement)**</i>	\$125,490,886
Competitive	\$79,182,523
Total Allocations	\$2,141,842,709

** Program Allowance for Non-Traditional Mitigation Activities

getting it right! 33
PREPARE + PREVENT + RESPOND + RECOVER + MITIGATE

http://www.fema.gov/sites/default/files/orig/fema_pdfs/pdf/recoveryframework/ndrf.pdf

National Disaster Recovery Framework
Strengthening Disaster Recovery for the Nation

FEMA
